

**INVESTIGATION INTO
CRIMINAL ALLEGATIONS
CONCERNING
COVID 19 PANDEMIC RESPONSE**



**ONTARIO EDITION
JUNE 1, 2022**

1.0 INTRODUCTION	4
2.0 REQUIREMENT FOR POLICE TO ACT	8
3.0 ALLEGED CRIMES	9
4.0 ALLEGED PERPETRATORS	14
5.0 TIMING OF CRIMES	17
6.0 BASIS FOR ALLEGING ILLEGAL ACTS	18
6.1 Statistics Canada Data Available as of May 2020	21
<i>6.1.1 Statistical Trends on Population & Deaths</i>	<i>21</i>
<i>6.1.2 Morbidity Rates and Recovery Rates Reported for 2020</i>	<i>25</i>
<i>6.1.3 Perspective on Risk</i>	<i>31</i>
6.1.3.1 Odds in Various Age Groups	32
<i>6.1.4 Detailed Review of Causes of Death in Various Age Groups 2020</i>	<i>36</i>
6.1.4.1 Analysis of Deaths 14 Years of Age and Less for 2020	38
6.1.4.2 Analysis of Deaths Of Women In Child Bearing Years	40
6.2 Statistics Infographics	48
6.3 Harm Caused by Mitigative Measures	52
<i>6.3.1 Forced Masking</i>	<i>53</i>
<i>6.3.2 Forced or Mandated Vaccinations</i>	<i>60</i>
<i>6.3.3 Forced Closure of Businesses</i>	<i>74</i>
<i>6.3.4 Other Measures Implemented but Not Recommended</i>	<i>76</i>
7.0 CONCLUSIONS	77
List of Appendices	79
Appendix One:	79
Canadian Pandemic Influenza Plan for the Health Sector 2006	79
Appendix Two:	79
Pfizer 5.3.6 Cumulative Analysis of Post-authorization Adverse Event Report	79
Appendix Three:	79
Pfizer Canada - Comirnaty Product Monograph Date of Revision November 19, 2021	79
Appendix Four:	79

United States Senate - Office of Senator Ron Johnson February 1, 2022	79
Appendix Five:	79
John Hopkins Institute for Applied Economics - A Literature Review and Meta-Analysis of the Effects of Lockdowns on Covid-19 Mortality January 2022	79
Appendix Six:	79
May 18, 2021 Covid-19 Report - A Citizen's Perspective	79
Appendix Seven:	79
Intracellular Reverse Transcription of Pfizer BioNTech Covid 19 mRNA Vaccine in Vitro In Human Liver Cells February 25, 2022	79
Appendix Eight:	79
Ontario Declares Second Health Emergency	79

Investigation into Criminal Allegations Concerning Covid 19 Response

1.0 INTRODUCTION

We, the authors of this report, are citizens of Canada, and as citizens have the benefit of the full protection of the laws of Canada, including the Rights as set out in the Canadian Constitution and the Canadian Charter of Rights and Freedoms.

Since 2020, we have borne witness to the systematic degradation and elimination of the most basic rights and freedoms as guaranteed to citizens. Furthermore, we have witnessed how serious alleged crimes against Canadian Citizens have been committed without consequence to those who have perpetrated these alleged crimes.

We as citizens of Canada, believe it is our duty to document some of these crimes and present evidence of them to Law Enforcement, so that an appropriate unbiased criminal investigation can be initiated.

It is **not** our intention to complete the full investigation and analysis for Law Enforcement. It is our duty and intention to ensure that enough **indisputable evidence** of these alleged crimes is brought to the attention of Law Enforcement to ensure that they undertake their sworn duty to investigate and pursue criminal charges as required by the laws and statues of Canada.

The Covid 19 Pandemic has been presented to the public in Canada and around the world as an emergency of such proportion that it justifies the suspension of civil liberties, the restriction of civil rights, and forced medical procedures on all individuals through mandates, coercion and threats of violence, loss of employment etc.

The facts presented in this report **prove** that the risk to the public from Covid 19 was and is being criminally exaggerated to first terrorize the public and then use that terror to coerce the public into accepting the illegal dictates of the government.

Lives have been destroyed in the process. People have died from or been injured from unsafe medical procedures. Suicides, crime, drug addiction, domestic violence and other social maladies have increased significantly, due to the illegal actions of the government.

Peoples lives have been disrupted with the closing of schools and businesses. The fundamental fabric of our nation has been shredded due to the intentional sowing of terror amongst the citizens.

And the closure of churches and other places of social interaction and community, has eliminated any support systems in place to assist Canadians.

The intent of this report is not to argue all the consequences of the illegal actions,that will be the responsibility of the police investigations.

This report **proves** that the unprecedented actions taken by the governments during the Covid 19 Pandemic were not based on supportable statistics. The statistics used in this report to prove these allegations were supplied by the Canadian Government themselves.

This report does not rely on “expert opinion” to assert a position. This report uses the actual numbers as presented by the Government, and these statistics prove that the pandemic narrative is false, and that the people who perpetrated the false narrative knew it was false.

As a few examples of our findings:

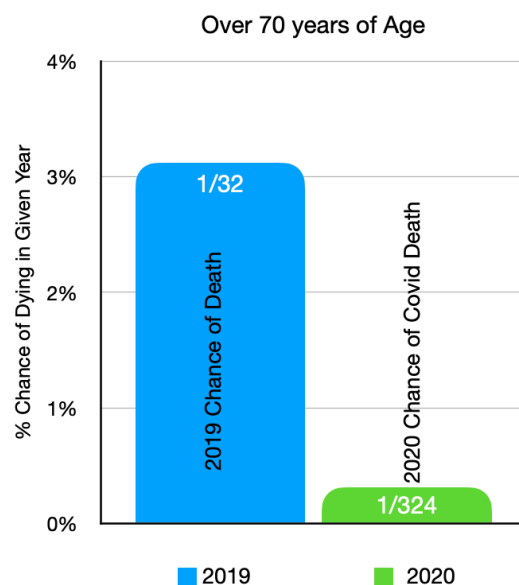
The government has claimed that people over the age of 70 had an unprecedented and unacceptable risk of dying from Covid 19. So much so that locking down and isolating these people from their loved ones was justified, many died in loneliness and despair. **According to Statistics Canada, this claim is untrue.** The table below indicates that in 2019, before Covid 19, if you were over 70 years of age, in Canada, the chances of dying for any reason was 1 in 32.

According to Statistic Canada, in 2020, in the age group of 70 years old and older, the risk of contracting and dying of Covid 19 was 1 in 324.

2019 Over 70 years Old - Odds of Dying

2019 Odds of Dying All Causes		
Number of People	4,668,591	
Number Total Deaths	145,569	
Percent Chance of Death Any Cause	3%	
Odds of Death in 2019	1 in	32

2020 Odds of Dying With Covid 19		
Number of People	4,676,492	
Number Covid Deaths	14,441	
Percent Chance of Death From Covid 19	0.31%	
Odds of Death in 2020 with Covid 19	1 in	324



2019 Death any Cause vs 2020 Death with Covid 19

So the risk of dying from Covid 19, at the age of 70 was ten times lower, 1000% lower than the chance of simply dying from other causes!

The age group 70 and higher was the group that was at most risk.

The above statistics do not even consider or debate the number of deaths in this group that were attributed to Covid 19. We point out, that in order to be counted as a Covid 19 death a patient only had to test positive for Covid 19 at the time of death, which does not mean that they actually died from Covid 19.

Furthermore, this analysis does not consider the fact that the testing procedures being used to detect Covid 19 have been found to be highly unreliable with a reported false incidence rate up to 45% or more.

Had these factors, and many others been included in the analysis, an already extremely low death count would have been further reduced.

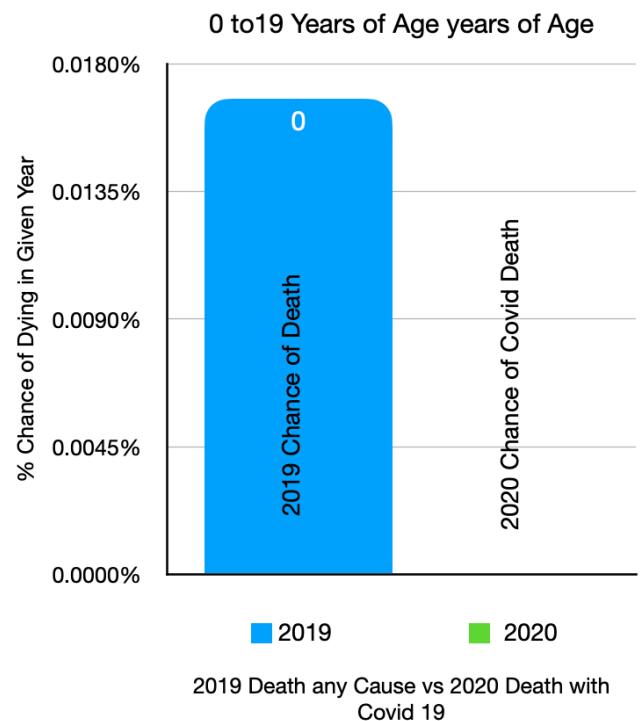
The numbers and risks reduce to statistically zero for other age groups.

A similar analysis for children under the age of 19 was carried out. Similarly the following table summarizes the risk from Covid to this group:

2019 Zero to 19 years Old - Odds of Dying

2019 Odds of Dying All Causes		
Number of People	8,139,512	
Number Total Deaths	1,365	
Percent Chance of Death Any Cause	0.0168%	
Odds of Death in 2019	1 in	5,963

2020 Odds of Dying With Covid 19		
Number of People	8,144,135	
Number Covid Deaths	2	
Percent Chance of Death From Covid 19	0.0000%	
Odds of Death in 2020 with Covid 19	1 in	4,072,068



In 2020, the odds of contracting and dying from Covid 19 in this age group was: 1 in 4,072,068.
In 2019, the odds of dying from any cause in this age group was: 1 in 5,963

So the odds of dying from any cause at all, in this age group was 683 times higher than the chance of a person contracting and dying from Covid 19.

Based on these statistics, and once again not considering the actual reporting issues related to the Covid 19 deaths, how could these risks be considered so severe that civil liberties had to be suspended?

This report examines death counts for a variety of age groups across Canada, and the statistics simply do not support the level of risk reported to the Canadian people. In fact, this report has found that the risk imposed on Canadians due to the mandated, coerced and forced vaccinations were many times higher than the risk of Covid 19 itself. And those risks do not consider the unknown longterm risks.

Once again, we have not questioned or disputed the number of Covid 19 vaccine injuries that have been reported by the government, despite the emerging data indicating much higher injury rates than have officially been reported. This new data concerning Vaccine risks were known to the government agencies prior to the current court ordered data releases.

Based on the number of injuries reported, it is inconceivable that the vaccine would have been used on population groups who were at greater risk from the vaccine itself, than from the disease.

We, as a society have not yet been able to come to grips with the full reality of the damage done by the measures undertaken by the government during the declared emergency.

THE STATISTICS AS REPORTED BY THE GOVERNMENT CLEARLY PROVE THAT THE EMERGENCY DECLARATIONS WERE UNWARRANTED.

THE STATISTICS AS REPORTED BY THE GOVERNMENT CLEARLY PROVE THAT THE RISK ASSOCIATED WITH THE NOVEL COVID 19 VACCINES WERE HIGHER, IN SOME AGE GROUPS, THAN THE RISKS ASSOCIATED WITH COVID 19 ITSELF.

We anticipate, it will be very difficult for many readers to absorb the information contained in this report, as it conclusively proves that they have been deceived, and that the deception has been used to strip them of their Charter Rights and Freedoms and to force them into taking a medical procedure, whose long term safety and efficacy is unknown.

We urge the reader to carefully consider the content of this report, and to verify the information contained in this report through the actual sources.

The crimes that are alleged to have been committed against the Canadian people are without precedence, and the damage will be with us for decades, action must be taken to bring the perpetrators to justice.

2.0 REQUIREMENT FOR POLICE TO ACT

We are a group of concerned Citizens who have borne witness to numerous alleged serious criminal offences committed over the course of the past years against the People of Ontario and Canada.

In accordance with the tenants set out in the Police Services Act:

Police services shall be provided throughout Ontario in accordance with the following principles:

1. The need to ensure the safety and security of all persons and property in Ontario.
2. The importance of safeguarding the fundamental rights guaranteed by the [Canadian Charter of Rights and Freedoms](#) and the [Human Rights Code](#).
3. The need for co-operation between the providers of police services and the communities they serve.
4. The importance of respect for victims of crime and understanding of their needs.
5. The need for sensitivity to the pluralistic, multiracial and multicultural character of Ontario society.
6. The need to ensure that police forces are representative of the communities they serve. R.S.O. 1990, c. P.15, s. 1.

Furthermore in accordance with the Police Services Act, a Police Officers duty include:

- (a) preserving the peace;
- (b) preventing crimes and other offences and providing assistance and encouragement to other persons in their prevention;
- (c) assisting victims of crime;
- (d) apprehending criminals and other offenders and others who may lawfully be taken into custody;
- (e) laying charges and participating in prosecutions;
- (f) executing warrants that are to be executed by police officers and performing related duties;
- (g) performing the lawful duties that the chief of police assigns;
- (h) in the case of a municipal police force and in the case of an agreement under [section 10](#) (agreement for provision of police services by O.P.P.), enforcing municipal by-laws;
- (i) completing the prescribed training. R.S.O. 1990, c. P.15, s. 42 (1); 1997, c. 8, s. 28.

According to the Ontario Provincial Police (OPP) web site, the OPP is trusted to investigate province-wide and cross-jurisdictional [major crimes](#) (i.e. organized crime, trafficking, smuggling and investigate major cases (i.e. homicide, kidnapping) and or provide major case investigation support to municipal or regional police services when requested

It is on the basis of the above directives, and definitions we have brought forward this information of the alleged criminal activities, and expect the Police Services to execute their responsibility to undertake a detailed investigation into the allegations.

3.0 ALLEGED CRIMES

In the early part of 2020 the world was faced with the news of a “Novel” Coronavirus that may have originated in China in late 2019, and was now being detected in other parts of the world including Canada.

Expert opinions about the virus sprang up overnight and their dire and conflicting opinions filled every mass media program.

“Expert” predictions included millions, if not billions of deaths around the world, our leaders were in free fall panic mode. Government officials provided advice that was erratic and their opinions changed, on a weekly basis.

Although Canada had established The Canadian Pandemic Influenza Plan for the Health Sector 2006, many of the fundamental recommendations of that plan were never implemented. Additionally many activities that were specifically not recommended in the plan were implemented and formed some of the foundational principals of Canada’s response to the pandemic.

Some examples of recommendations and or mandates that **were** made and subsequently changed, or that made no sense follow:

Allow international travel, do not allow international travel; wear cloth masks, do not wear cloth masks; stay home do not stay home. You can sit in a restaurant without a mask, but you cannot sit at school without a mask. You cannot leave your home, if you do you are a murderer, but you can travel from China to Canada, and if you oppose that, you are a racist.

We could go on and on with the utter absurdity of the mandates and regulations being made when the Corona Virus was first announced.

Given this initial explosion of highly contradictory and spectacularly erroneous information, the Canadian Population became overwhelmed and terrified.

This was despite the fact that our own health officials and government departments had been planning for an event similar to Covid 19 for years, and had written emergency plans in place based on “corona like viruses”. These emergency plans were set in place by all major countries and World Health Organizations (WHO) alike. The latest CDC emergency response plan was completed in 2017.

A copy of Canada’s Emergency plan can be found here: [The Canadian Pandemic Influenza Plan for the Health Sector 2006](https://www.longwoods.com/articles/images/Canada_Pandemic_Influenza.pdf) (https://www.longwoods.com/articles/images/Canada_Pandemic_Influenza.pdf). One of the listed authors of this report is Dr. Teresa Tam.

We were unable to determine whether or not the Canadian plan had been officially updated since 2006.

Although the Plan's description of the assumed Pandemic very closely matched what actually happened in Canada, the recommendations made in the Plan were never fully implemented.

During this same period of time, (2005 to 2006) many countries around the World developed very similar plans to combat the threat of a future Corona type Pandemic. The Centres for Disease Control (CDC) in the United States developed a plan in 2005, updated the plan in 2009 and the last update to that plan prior to the Covid 19 pandemic was in 2017.

A link to this CDC report is here: [CDC 2017 Updated Pandemic Plan \(https://www.cdc.gov/flu/pandemic-resources/pdf/pan-flu-report-2017v2.pdf\)](https://www.cdc.gov/flu/pandemic-resources/pdf/pan-flu-report-2017v2.pdf)

The World Health Organization (WHO) also prepared similar influenza pandemic plans around the same time: [WHO 2013 Pandemic Influenza Risk Management Intern Guide. \(https://www.who.int/influenza/gisrs_laboratory/en/\)](https://www.who.int/influenza/gisrs_laboratory/en/)

These plans were all very similar in scope and nature, the World Health Organization's plan appeared to be used as a basis for individual country plans around the World. Their plans all described what eventually happened with the Covid-19 Pandemic with great detail and accuracy. However, many of the main attributes of the plans were never implemented, why?

In addition, prior to and during the Covid 19 pandemic, the CDC in the United States issued a number of reports that dealt with the use of measures to combat the pandemic. In many cases, including in Canada, **the recommendations were not followed, and in fact, in a number of cases Health Officials in Canada implemented the opposite strategy, and ignored many long standing and proven techniques for preventing the spread of the disease and or mitigating the detrimental affects caused by their attempts at pandemic mitigation.**

We understand, at the outset of the pandemic, that combating uncertainty and fear would be one of the key issues at hand. In the words of the CDC in their 2017 Pandemic Plan:

“At the onset of an outbreak with pandemic potential, the uncertainty and complexity of the situation demand ways to assess the risk and potential public health impact posed by the emerging virus, understand the possible progression of the event, and evaluate its severity and transmissibility to enable informed public health interventions.”

It is arguable how much allowance should be made for this initial uncertainty, since the Health Community had been planning for just such a pandemic since 2005, and their plans accurately predicted the course and nature of the actual pandemic.

So the question that must be asked is “when did the Health Officials know, or when ought they have known how effective their orders were at mitigation, and what negative impacts were being caused by these mitigative measures.

We cannot know exactly when verifiable statistical information was made available to the Health Officials in Canada; however, we do know when these statistics were made available to the Canadian public by Statistics Canada.

In May 2021, Statistics Canada provided, to the general public, significant statistical information that could be used to understand the nature of the virus, the efficacy of our preventative efforts, guidance for treatment and the effects of the measures on the overall society. As of May 2021, the statistics of the impacts of the virus on the Canadian population were known. It is reasonable to assume that the official health department officers who were implementing the government's response to the pandemic would have had access to this information well in advance of when it was made available to the general public.

In regard to this, on page 4 of the Canadian Pandemic Plan 2006 it states:

Mitigation/Response activities are directed at controlling the pandemic and repressing direct outcomes (mortality and morbidity due to influenza) and indirect associated effects (social disruption). Implementation of these activities would involve a series of escalating and potentially varying (but harmonized) responses as the pandemic unfolds across the country. Implementation also involves documenting activities and outcomes to determine if a more extensive response is required or if adjustments to the planned response are necessary.

So in the very plan, that was supposed to be used to guide Canada's pandemic response, it recognizes the principle of controlling the pandemic by continual monitoring of results including assessing the social disruption to society as a whole.

Although a key question is, when did health officials know or ought to have known, it is clear that they knew no later than May of 2021 what the actual nature of the pandemic was. These officials also knew which measures were effective and which were ineffective. Each mitigative measure should have been evaluated for both positive and negative effects. All of these factors should have been assessed on a cost benefit basis and as set out in the pandemic plan.

The authors have prepared this report to outline in broad and sometimes specific terms, how the Canadian Pandemic response was so seriously flawed, that it directly resulted in:

1. Unprecedented disruptions to our society as a whole, resulting in unnecessary deaths;
2. Unnecessary isolation of individuals resulting in many serious conditions including suicide, domestic abuse and mental disorders;
3. Medical apartheid;
4. Forced medical procedures on the general population including coercion, duress and threats;
5. Violations of the "Genetic Non-Discrimination Act 2017, as affirmed by the Supreme Court of Canada in July 10, 2020;
6. Violations of various sections of the Canadian Charter Rights and Freedoms;
7. Cruel and unusual punishment of "at risk" individuals through physical, mental and medical isolation;
8. Serious mental and physical damage to children through forced school closures, isolation and forced masks usage;
9. Denying of physical, social and business services to an identifiable segment of the Canadian Population;
10. Violation of sections of the Criminal Code of Canada 319(1) related to communicating statements in any public place, inciting hatred against any identifiable group;
11. Various other breaches of the laws of Canada and Ontario that are to be determined by the police investigation.

Detailed statistical and testimonial evidence presented in this report is more than that required to initiate a detailed investigation by the appropriate policing services in Ontario and Canada.

It is not the intent of this report to provide the totality of the information required in order to complete the investigation. Rather, the intent of the report is to provide the police with enough information to establish the requirement for a criminal investigation.

Further, as the actions of the various governments and government authorities are continuing and in some instances, these governmental actions are continuing to cause serious harm to various individuals throughout Canada, we anticipate and request the police obtain immediate injunctions against the government to suspend any of these ongoing activities that further harm both individuals and our society as a whole. The injunctions should remain in place until such time the investigation can be concluded.

Many citizens were coerced into taking the Covid-19 vaccine under penalty of losing their jobs, or other Constitutionally guaranteed freedoms.

The broad definition of coercion is "the use of express or implied threats of violence or reprisal (as discharge from employment) or other intimidating behaviour that puts a person in immediate fear of the consequences in order to compel that person to act against his or her will." Actual violence, threats of violence, or other acts of pressure may constitute coercion if they're used to subvert an individual's free will or consent.

In legal terms, it's often said that someone who's been coerced was acting under duress. In fact, "duress" and "coercion" are often interchanged. Black's Law Dictionary defines duress as "any unlawful threat or coercion used... to induce another to act [or to refrain from acting] in a manner [they] otherwise would not [or would]."

The Crimes we believe have been committed include the following:

- misfeasance in public office
- misconduct in public office
- conspiracy to commit grievous bodily harm
- conspiracy to administer a poisonous and harmful substance to cause severe injury & death
- gross negligence manslaughter
- corporate manslaughter
- corruption
- fraud
- blackmail
- murder
- conspiracy to commit murder
- terrorism
- genocide
- torture
- crimes against humanity
- false imprisonment
- multiple breaches of The Canadian Charter of Rights and Freedoms
- war crimes
- multiple violations of The Nuremberg Code 1947
- multiple violations of the Criminal Code of Canada
- other crimes which will be determined by the police investigation

4.0 ALLEGED PERPETRATORS

Those people that could be identified as either playing a direct role in or assisting in the commission of these offences include, but are not limited to, the following individuals and organizations:

Dr. Teresa Tam;
Premier Doug Ford;
Christine Elliot;
Sylvia Jones
Dr. David Williams
Dr. Adalsteinn Brown
Dr. Kieran Michael Moore
Doris Grinspun

Undisclosed Members of the following Ontario Government Task Forces:

- Public Health Case and Contact Management Solution (CCM)
- Vaccine Task Force
- Vaccine Medical Advisory Table
- Collaboration Tables
- Covid-19 Coordinating Committee

Council Members of the College of Physicians and Surgeons of Ontario (CPSO):

- Dr. Janet van Vlymen
- Dr. Madhu Azad
- Dr. Glen Bandiera
- Dr. Brenda Copps
- Dr. Robert Gratton
- Dr. Deborah Hellyer
- Dr. Camille Lemieux
- Dr. Lionel Marks de Chabris
- Dr. Kashif Pirzada
- Dr. Judith Plante
- Dr. Ian Preyra
- Dr. Rupta Patel
- Dr. Sara Reid
- Dr. Deborah Robertson
- Dr. Jerry Rosenblum
- Dr. Patrick Safiesh
- Dr. Anne Walsh

CPSO has a legislated mandate to ensure quality care is provided by physicians. Our QI Program is a proactive needs-based approach, which will contribute to improved quality of care, patient safety and will result in significant benefits to patients, providers and ultimately the healthcare system itself.

Along with other individuals or organizations that will be discovered during the course of the investigation.

For greater clarity, we have included the following section from the Criminal Code of Canada which sets out who are “Parties to Offences”:

Parties to Offences

Parties to offence

21 (1) Every one is a party to an offence who

- (a) actually commits it;
- (b) does or omits to do anything for the purpose of aiding any person to commit it; or
- (c) abets any person in committing it.

Common intention

(2) Where two or more persons form an intention in common to carry out an unlawful purpose and to assist each other therein and any one of them, in carrying out the common purpose, commits an offence, each of them who knew or ought to have known that the commission of the offence would be a probable consequence of carrying out the common purpose is a party to that offence.

R.S., c. C-34, s. 21.

Person counselling offence

22 (1) Where a person counsels another person to be a party to an offence and that other person is afterwards a party to that offence, the person who counselled is a party to that offence, notwithstanding that the offence was committed in a way different from that which was counselled.

Idem

(2) Every one who counsels another person to be a party to an offence is a party to every offence that the other commits in consequence of the counselling that the person who counselled knew or ought to have known was likely to be committed in consequence of the counselling.

Definition of *counsel*

(3) For the purposes of this Act, *counsel* includes procure, solicit or incite.

R.S., 1985, c. C-46, s. 22; R.S., 1985, c. 27 (1st Supp.), s. 7.

Offences of negligence — organizations

22.1 In respect of an offence that requires the prosecution to prove negligence, an organization is a party to the offence if

- (a) acting within the scope of their authority
 - (i) one of its representatives is a party to the offence, or
 - (ii) two or more of its representatives engage in conduct, whether by act or omission, such that, if it had been the conduct of only one representative, that representative would have been a party to the offence; and
- (b) the senior officer who is responsible for the aspect of the organization’s activities that is relevant to the offence departs — or the senior officers, collectively, depart — markedly from the standard of care that, in the circumstances, could reasonably be expected to prevent a representative of the organization from being a party to the offence.

2003, c. 21, s. 2.

Other offences — organizations

22.2 In respect of an offence that requires the prosecution to prove fault — other than negligence — an organization is a party to the offence if, with the intent at least in part to benefit the organization, one of its senior officers

(a) acting within the scope of their authority, is a party to the offence;

(b) having the mental state required to be a party to the offence and acting within the scope of their authority, directs the work of other representatives of the organization so that they do the act or make the omission specified in the offence; or

(c) knowing that a representative of the organization is or is about to be a party to the offence, does not take all reasonable measures to stop them from being a party to the offence.

2003, c. 21, s. 2.

Accessory after the fact

23 (1) An accessory after the fact to an offence is one who, knowing that a person has been a party to the offence, receives, comforts or assists that person for the purpose of enabling that person to escape.

(2) [Repealed, 2000, c. 12, s. 92]

R.S., 1985, c. C-46, s. 23; 2000, c. 12, s. 92.

Where one party cannot be convicted

23.1 For greater certainty, sections 21 to 23 apply in respect of an accused notwithstanding the fact that the person whom the accused aids or abets, counsels or procures or receives, comforts or assists cannot be convicted of the offence.

R.S., 1985, c. 24 (2nd Supp.), s. 45.

Attempts

24 (1) Every one who, having an intent to commit an offence, does or omits to do anything for the purpose of carrying out the intention is guilty of an attempt to commit the offence whether or not it was possible under the circumstances to commit the offence.

Question of law

(2) The question whether an act or omission by a person who has an intent to commit an offence is or is not mere preparation to commit the offence, and too remote to constitute an attempt to commit the offence, is a question of law.

R.S., c. C-34, s. 24.

5.0 TIMING OF CRIMES

The crimes were committed during the period from December 2020 until the present time.

Criminal offenses occurred when the accused knew or ought to have known that the actions being taken by them or as a result of their actions, or that the information provided by them to the public or any government agencies were false, misleading and were resulting in significant harm to the Public.

Based on the discussion presented in section 2.0 of this report, it is alleged that these actions became crimes when sufficient data was available to determine the direct and consequential results of the actions undertaken by Government officials and the Medical Community.

For the purposes of this report, we believe this occurred some time in late 2020 through to May of 2021, but the actual timing should be determined based on the criminal investigation of the activities of the specific persons involved.

6.0 BASIS FOR ALLEGING ILLEGAL ACTS

Since 2005/2006 the Canadian and Ontario governments took steps to mitigate a potential for experiencing a catastrophic outcome due to a possible future pandemic event. Significant resources both in Canada and Worldwide were expended in their endeavour.

Many of the people responsible for the preparation of Canada's Pandemic Planning Document remain active and a part of the current Covid 19 pandemic response team. Most notable of those is Dr. Teresa Tam, who was listed on Page 1 of Section V of the report as the Director.

In addition to Dr. Tam, there are nine pages listing participants on this influenza planning committee located across Canada. Consequent the plan had broad national consensus and was widely distributed and understood by many senior health officials.

Many reports prepared by other national and international organizations were available, and should have been reviewed and understood by the medical community across Canada.

We have provided proof that despite this knowledge, those named, and more as yet to be identified by the police investigations, were aware of the requirements and recommendations of the established medical reports. Yet they took steps directly counter to those recommended in the various reports, and further, did not take reasonable steps to evaluate the effects the implemented measures were having on the public and to our overall society.

We have not tried to determine the motive, as we have no access into their individual reasons or motivation; however, we highly recommend these motives be examined in detail by means of a police investigation. The police investigation would further clarify how contradictory and harmful actions were not only perpetrated on the public but then maintained for an additional 18 to 20 months resulting in further harm.

Further, many of the same authorities and persons are currently engaged in the lifting of and cancellation of the very measures they previously put in place; however, the easing of illegal and criminal restrictions and actions, in no way protects those same individuals and organizations from their previously committed criminal acts.

Therefore, despite easing of the restrictions, the offences still require investigation and criminal proceedings must be initiated for the acts previously committed notwithstanding future acts of mitigation.

The basis of our preliminary investigation has included the review of various sources of information that were available to the alleged perpetrators of the criminal acts, and which should have led them to adjust or curtail their acts to mitigate harm being caused by those acts.

1. Statistics Canada Data for Years before the pandemic, up to including the present;
2. Ontario Government Covid 19 Response Web Site
3. The Canadian Pandemic Influenza Plan 2006
4. CDC 2017 Update Pandemic Plan
5. WHO 2013 Pandemic Plan
6. Various CDC reports and Guidelines

The information we are referring to above are not merely expert opinions, or any opinion at all for that matter. Many “expert” opinions on almost any topic are now available to support almost any position one wishes. **Instead, we are offering hard evidence based on Government of Canada statistics, reports, and scientific evidence that is irrefutable, and it is these facts that we are providing to assist the Police in their investigations of the these alleged criminal acts.**

We do recognize and acknowledge, that the alleged criminal acts committed have had a very human and profound toll on the majority of Canadians. As a recognition of these human affects, we have included various recent articles, testimonials and expert medical opinions as an appendix to support of our direct evidence of wrong doing.

The statistical information for the year 2020 is uniquely significant when considering the effects of Covid 19.

The Covid 19 pandemic was reported to have started in late 2019, and was being widely reported throughout the World by early 2020. Considering its reported transmissibility and the number of cases being reported throughout 2020, it is reasonable to assume that 2020 would be the year that would result in the most serious outcomes, including deaths. This is based on the following facts:

1. In 2020, no therapeutic treatments were available;
2. In 2020, no one had any natural immunity to the virus as it was a “novel” corona virus;
3. In 2020, there were no vaccines available to fight the virus;
4. In 2020, many of the mitigative measures had not yet been implemented;
5. In 2020, the most vulnerable people had no protections against the virus;
6. In 2020, no deaths had yet occurred due to Covid 19 vaccines; therefore, those most at risk had not yet been affected

So 2020 would represent the year in which the general population would have been at most risk to Covid 19. In addition, since there were no vaccines available at the time, any injuries or deaths related to the new experimental vaccines could not have occurred.

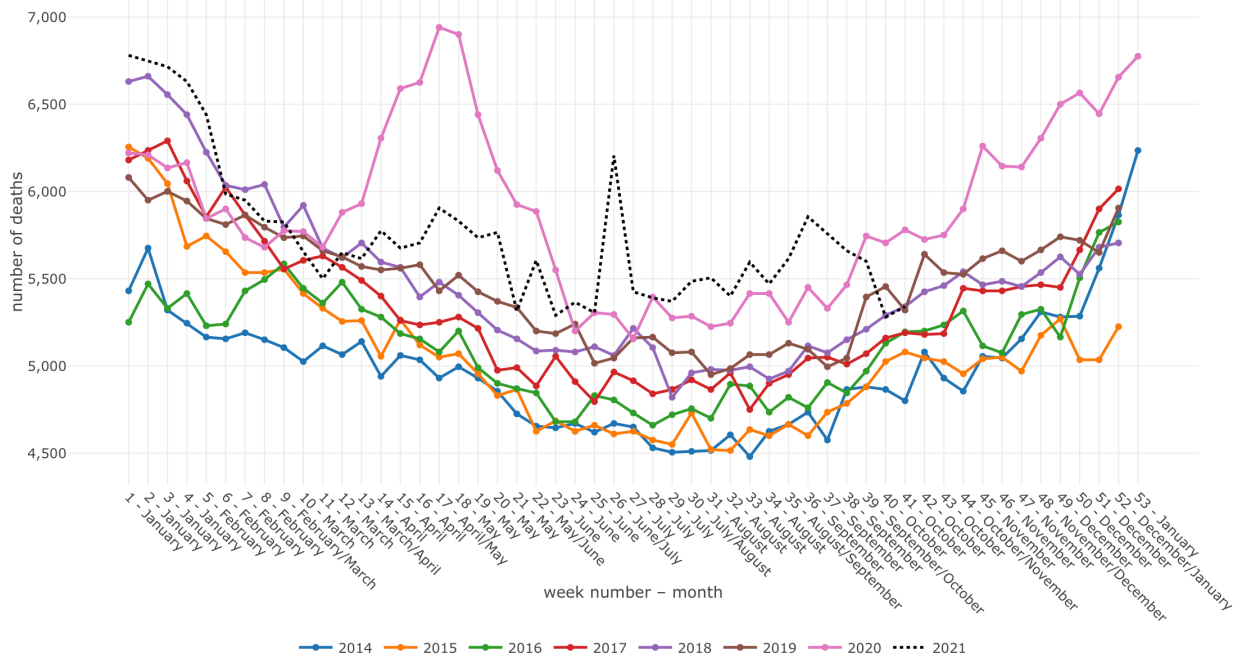
Although not directly discussed in this presentation, there are many serious reports concerning adverse reactions and deaths that are alleged to be the direct result of the administration of the Covid-19 “genetic therapies”. The data in 2020 is unaffected by this potential complicating factor.

The table below was obtained from Statistics Canada on March 7, 2022. It shows the Total Weekly Death Counts in Canada for the years 2014 through 2021.

The table directly compares the weekly death counts reported for the years 2014 through 2021.

The highest weekly death counts occurred in 2020.

Weekly death counts reported by Canada, all ages and both sexes



6.1 Statistics Canada Data Available as of May 2020

Statistics Canada collects and distributes a wide variety of data that affects the daily lives of Canadians. The data is presented in many formats and becomes available to the general public at various times.

The Covid 19 pandemic was initially recognized in the early part of 2020 and public health orders began to be issued in or around March of 2020.

Since there was no direct and current information widely available at the time of the announcements, it would be reasonable to assume that those parties formulating and issuing the orders, would be basing their proclamations on established medical techniques and processes, plus any pandemic planning that had already been prepared, in addition to reviewing of any authoritative information that was available at that time.

A review of whether or not they followed any of the reasonable steps to mitigate the pandemic will be examined in subsequent sections of this report.

At the time of the recognition of the pandemic, certain detailed statistical information was available from Statistics Canada. Although this data predated the pandemic it was critical information from which a baseline could have been established. This baseline of information was critical to informing the medical community and the government on the efficacy of the steps there were taken. In fact, given the enormous scope and unprecedented nature of the proclamations being issued, these persons had a highest duty to constantly monitor and assess the situation as it related to the development of their understanding of the pandemic.

6.1.1 Statistical Trends on Population & Deaths

Below are data excerpts from Statistics Canada Website collected on or about May 14, 2021.

Included in Appendix 10 is a copy of a report prepared in May 2021, analyzing the data available at that time.

We will not review that entire May 2021 report here, but a summary of some of the major conclusions are as follows:

TABLE 1
Population vs No. Of Deaths

Year	Total Actual Population	Total Deaths	Change in No of Deaths	Overall Change in Population
2020	38,048,738	300,310	12,850.0	724,252
2019	37,324,486	287,460	3,690.0	724,252
2018	36,600,234	283,770	9,530.0	724,253
2017	35,875,981	274,240	12,150.0	724,253
2016	35,151,728	262,090	-4,070.0	335,008
2015	34,816,720	266,160	13,110.0	335,008
2014	34,481,712	253,050	1,390.0	335,008
2013	34,146,704	251,660	9,250.0	335,008
2012	33,811,696	242,410	-3,090.0	335,008
2011	33,476,688	245,500	8,360.0	368,766
2010	33,107,922	237,140	-570.0	368,767
2009	32,739,155	237,710	1,180.0	368,766
2008	32,370,389	236,530	2,700.0	368,767
2007	32,001,622	233,830	8,340.0	368,766
2006	31,632,856	225,490		

The table to the left are the unadjusted raw data from Statistics Canada as of May 14, 2021.

No adjustments have been made to these numbers by the authors.

We note that the Total Number of Deaths are deaths for all causes.

We further point out that over the period of time from 2006 through 2020, the overall population of Canada increased from around 31 million in 2006 to around 38 million in 2020.

In order to understand the number of deaths as a proportion to the number of people in Canada, the number of deaths has to be adjusted or normalized to a common baseline. In that way it is possible to understand the trend in the number of deaths.

One could also adjust the numbers to reflect deaths per 1000 persons, but for our analysis we will adjust or normalize the population by adjusting each figure in direct proportion to reflect an overall population of 38 million persons.

TABLE 2
Adjusted Population vs No. Of Deaths

Year	Total Actual Population	Total Actual Deaths	Population Adjusted	Total Adjusted Deaths	Change in No of Adjusted Deaths
2020	38,048,738	304,760	38,048,738	304,760	15,166
2019	37,324,486	284,082	38,048,738	289,594	-5,339.7
2018	36,600,234	283,706	38,048,738	294,934	1,487.9
2017	35,875,981	276,689	38,048,738	293,446	4,210.9
2016	35,151,728	267,213	38,048,738	289,235	364.3
2015	34,816,720	264,333	38,048,738	288,871	3,275.7
2014	34,481,712	258,821	38,048,738	285,595	4,421.9
2013	34,146,704	252,338	38,048,738	281,173	3,675.7
2012	33,811,696	246,596	38,048,738	277,498	729.4
2011	33,476,688	243,511	38,048,738	276,768	866.0
2010	33,107,922	240,075	38,048,738	275,902	-1,182.0
2009	32,739,155	238,418	38,048,738	277,084	-3,390.5
2008	32,370,389	238,617	38,048,738	280,475	810.5
2007	32,001,622	235,217	38,048,738	279,664	5,325.5
2006	31,632,856	228,079	38,048,738	274,339	
		257,497.00	38,048,738.00		

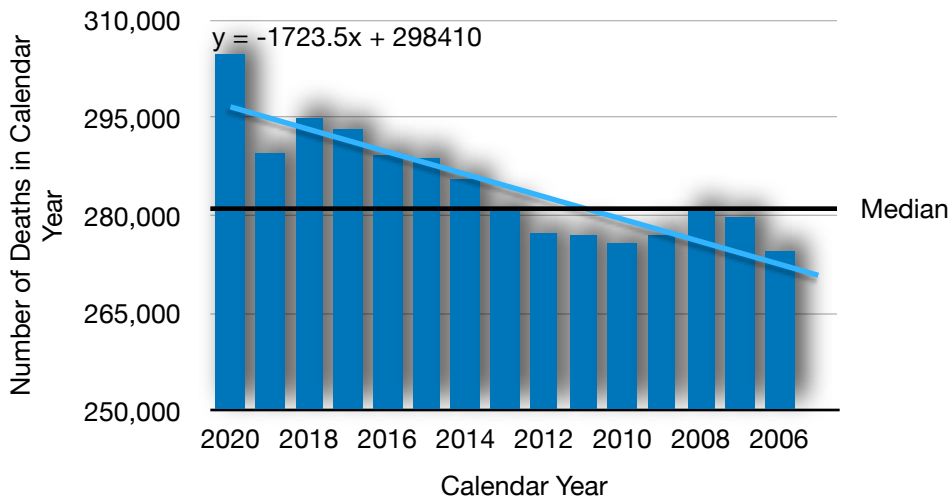
Table 1, has **not** been adjusted to take into account the changes in the total population that have occurred in Canada over the reporting years.

In other words, if the population is increasing then you would expect that the number of deaths would increase in direct proportion to the population growth. To compare one year to the next, one must adjust the death numbers in direct proportion to the reported population and **“normalize”** the numbers to a constant total population.

Table Two Adjusts the data reported in Table 1. We have set a base population for all the reported years in the table to the 2020 population numbers and adjusted each year’s total death numbers proportionately.

When you plot the data from Table Two into a chart you get a visual indication of the total number of deaths in Canada over the period from 2006 through 2020.

TABLE 3 ■ Total Adjusted Deaths
Title



In **Table 3**, the median Value line has been added and a simple linear trend line has also been added.

The trend line is based on the data from all 14 years and predicts the trend in the number of deaths. This trend line can be used to estimate what the numbers of deaths would have been in 2020, had nothing unusual occurred.

The trend line predicted that in 2020 we could have expected somewhere around 298,500 deaths in Canada had nothing unusual occurred.

Statistics Canada reported a total number of deaths for 2020 at 304,760 which is approximately **6,260 more** than the linear trend line predicted.

Note how closely the trend line matches the data from 2014 thru 2018. In 2019 there is a significant drop in the number of deaths reported, compared to the trend line prediction.

We could find no data explaining the drop in death totals for 2019.

In 2019 the total number of deaths predicted by the linear trend line is 295,000.

In 2019 the number of adjusted deaths reported by Statistics Canada was 289,594.

The difference in the number of deaths reported in 2019 compared to the linear trend line prediction is: **5,406 less**.

In 2020 there was an increase in total death of 6,260. In 2019, there was a decrease in total death of 5,406.

Statistics Canada has reported a total number of deaths related to Covid 19 for the 2020 year as: **15,606**. This is according to an article from CTVNews January 5, 2021.

Taking the total number of deaths reported in 2020 as 304,760, and subtracting the number of “confirmed” Covid 19 deaths for the year (15,506), should provide the number of total deaths **excluding** Covid 19 in 2020. $304,760 - 15,606 = 289,154$.

In 2020, based on this simple analysis, the anticipated total deaths in Canada was **289,154** deaths, if not for Covid 19.

The total number of deaths in Canada has not been this low since 2015.

Based on these reported numbers of deaths related to Covid 19, had it not been for the Covid 19 crisis, Canada would have reversed a five year trend of increasing death rates and achieved a death rate in 2020, that had not been seen in Canada since 2015.

Conclusion Regarding Total Deaths for 2020, as Reported May 2021

As of May 2021, based on the actual statistics that were available at the time, the various government agencies who were implementing the pandemic response should have known exactly how the Covid-19 pandemic was affecting the population.

The pandemic response should have been focused on those particular groups of people who were at most risk, and the level of hysteria that was being elevated in all parts of the population should have been reduced by focused and truthful messaging.

There were many instances where the reporting by both the government agencies and the press presented the data in such a way as to significantly exaggerate the number of deaths associated with Covid overall, and more specifically in the rates related to certain population groups.

This misinformation resulted in a drastic over reaction by authorities and significantly contributed to the terror being experienced by the overall population.

Based on the misleading and sensational way that data was being presented to the public, it would have been impossible for the average citizen to draw coherent and reasonable conclusions necessary to take appropriate steps and to allow the average citizen to exercise an informed decision as to their treatment options.

6.1.2 Morbidity Rates and Recovery Rates Reported for 2020

As of May 2020 and until the present time, the governmental agencies and medical agencies were and still are reporting death and survival rates related to Covid 19.

The figures often reported to the public indicated that a person's chances from dying from Covid 19 are low and in the range of a 99.99 % survival rate.

Based on the actual numbers available from Statistics Canada as of May 2020, this statement is false and at the very best was misleading. The chance of contracting and dying of Covid 19 were actually much lower, and varied significantly across various identifiable population groups.

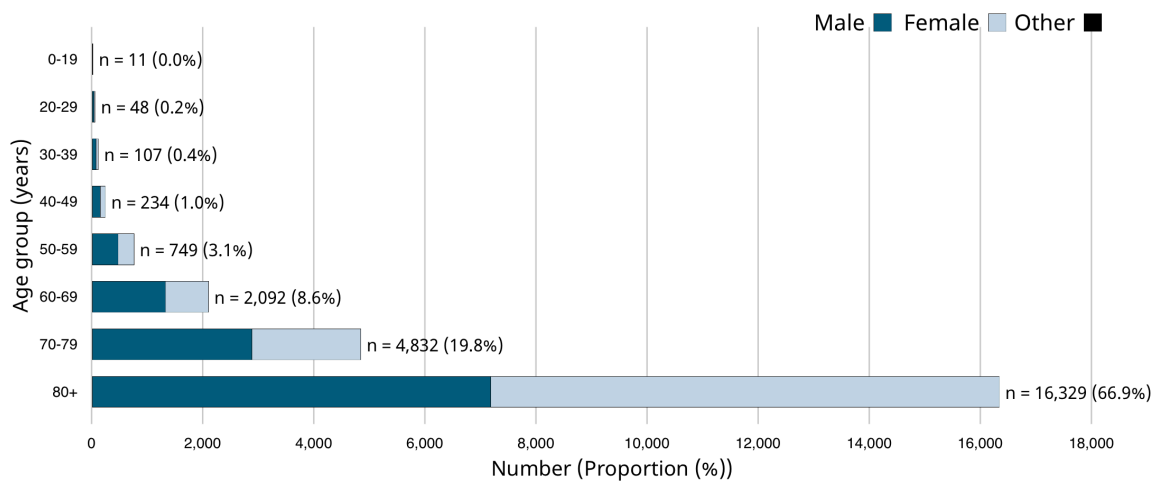
The truth is the death rate from Covid-19 is directly related to your age and any comorbidity that you might have.

In other words, if you are older or have a number of preconditions that become compounded with Covid 19, then your chances of getting very sick or actually dying are increased dramatically.

But what are the actual statistics, and how are they being reported?

TABLE 4

Figure 5. Age and gender ⁴ distribution of COVID-19 cases ^{deceased} in Canada as of May 7, 2021, 7 pm EST (n=24,402 ¹)



Data note: Figure 5 includes COVID-19 cases hospitalized, admitted to ICU, and deceased for which age and gender information were available. Therefore, some COVID-19 hospitalizations, ICU admissions, and deaths may not be included in Figure 5.

The above figure was taken from Health Canada’s Covid 19 website May 7, 2020.

Based on the information in **Table 4** we can see the extremely close relationship between age and reported death outcomes related to Covid 19.

86.7% of all deaths due to Covid 19 are in persons **over the age of 70**, despite the fact that people in this age group comprise **8.3% of the population**.

People under the age of 50 account for 1.6% of the reported Fatalities, and they account for 91.7% of the population.

The way the data has been reported, pertaining to a person’s chances of dying from Covid-19, are extremely misleading, and do not take into account the statistics of age and numbers of population in a given age group or the relationship of co-morbidities.

Your chances of contracting and dying from Covid 19 depend on your age, condition of health, and the entire number of persons who are in your affected group.

For instance, below are the Statistics Canada numbers of persons in Canada in the various listed age groups.

The government and health officials and main stream media get their “survival rate” numbers by taking the overall number of reported Covid 19 deaths and dividing it by the total number of “confirmed” cases. As of May 14, 2021, Statistics Canada was reporting a total number of confirmed cases at 1,257,680, and Covid-19 deaths of 15,606. This produces the 98% survival rate that was being reported.

This reported statistic, does not take into account the actual unknown number of cases in Canada, and it does not take into account the chance of you contracting Covid in the first place. In addition it ignores the correlation between serious outcomes related to age and comorbidity.

This is like saying your chance of dying from getting run over by a bulldozer is 100% so you cannot go outside. Of course just about everyone who gets run over by a bulldozer dies; however, you have to take into account the chance of getting run over by a bulldozer in the first place.

Table 5, illustrates your actual **chances of contracting and then dying of Covid 19**, based on your specific age group. It is based on Statistics Canada data for May 14, 2021. The column headed "Odds of Death One in X" means this is your odds of dying from Covid 19.

As an example, if you are 0 - 19 Years of age, then your odds of contacting and dying of Covid 19 in Canada are 1 in 739,956. Or to put it another way, in this age group, your chance of contracting and dying from Covid 19 is 0.000135%. This takes into account all deaths reported from Covid 19 up to May 7, 2021.

We point out that these statistics are totals to date numbers, so they report the numbers from the beginning of the pandemic early 2020 to May of 2021, 17 plus or minus months.

TABLE 5 Covid Deaths Plotted to Age Range - May 7, 2021

Age Range	No. Of People	No. Of Deaths	Odds of Death One in X	% Odds Of Dying from Covid 19	% Odds of Not Dying from Covid 19
0 - 19	8,139,512	11	1 in 739,956	0.0001351%	99.9998649%
20 - 29	5,128,042	48	1 in 106,834	0.0009360%	99.9990640%
30 - 39	5,292,403	107	1 in 49,462	0.0020218%	99.9979782%
40 - 49	4,854,363	234	1 in 20,745	0.0048204%	99.9951796%
50 - 59	5,194,811	749	1 in 6,936	0.0144182%	99.9855818%
60 - 69	4,727,516	2,092	1 in 2,260	0.0442516%	99.9557484%
70 - 79	3,004,925	4,832	1 in 622	0.1608027%	99.8391973%
80 and Older	1,663,666	16,329	1 in 102	0.9815071%	99.0184929%
Total	38,005,238	24,402			
Median Age	40.9				

This extreme over reporting of the chances of dying from Covid-19 had the serious affect of both terrorizing the population while also being used to justify the lethal health orders that were being imposed on Canadians.

Had a proper analysis and presentation of the actual data been presented to the Canadian public, the mitigation steps taken could have been more focused on the population groups that needed it most and the terrible fear that developed in the Canadian population could have been mitigated.

Furthermore the efficacy of any mitigative measure would have been increased by focussing on the highest at risk groups and by not disrupting the lives of those who had little or no statistical risk from Covid 19.

There are currently some misleading statistics concerning the number of cases in a given age group in Canada. This is shown in **Table 6** below.

Assuming the data is correct, the table does not alert the reader to the fact that the numbers of people in each of the age categories varies greatly. The table only reports the overall number of cases in each age group.

Table 6 is taken from the Health Canada Covid Reporting Website.

Once again, the actual statistics present a very different story than what was being told to the public at the time, and the mitigative measures were being justified and enforced based on faulty and or misleading information.

TABLE 6

Figure 3. distribution of COVID-19 cases (n=1,257,680 ¹) in Canada as of May 7, 2021, 7 pm EST ⁴

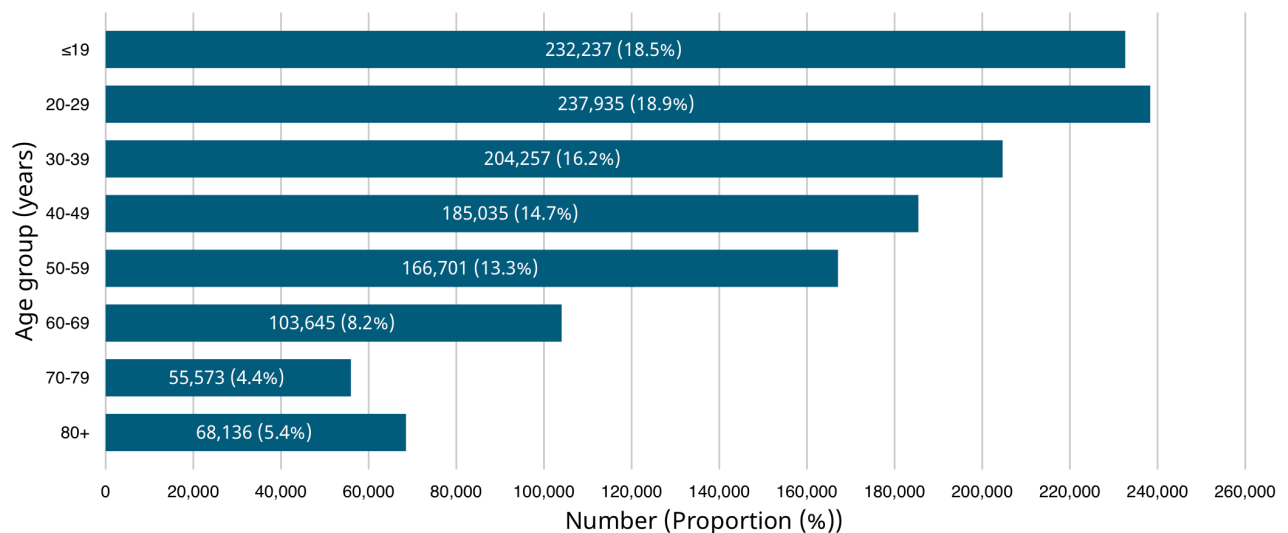


TABLE 7
Covid Infections Plotted to Age Range

Age Range	No. Of People	No. Infections	Rate of Infection One in X
0 - 19	8,139,512	232,237	1 in 35
20 - 29	5,128,042	237,935	1 in 22
30 - 39	5,292,403	204,257	1 in 26
40 - 49	4,854,363	185,035	1 in 26
50 - 59	5,194,811	166,701	1 in 31
60 - 69	4,727,516	103,645	1 in 46
70 - 79	3,004,925	55,573	1 in 54
80 and Older	1,663,666	68,136	1 in 24
Total	38,005,238		
Median Age	40.9		

Although **Table 6 (from Statistics Canada)** appears to show that the infection rate among people less than 19 years old, is extremely high, it does not take into account the numbers of people who are in this age group.

Table 7, shows the numbers of people in each age group that are infected, as well as the **total** number of people in that age group.

The “Rate of Infection One in X” illustrates that the actual age group with the lowest infection rate is the 60 to 79 year age group.

A cursory review of the data would lead one to believe the infection rate in younger people is much higher than in the older population. This is deceptive, since the number of people in each category must be taken into account to get a true picture of the infection rate.

One can see from **Table 7** that the actual rate of infections are lowest in the 70-79 year old age group.

Another important consideration is that although the infection rate of the population who are 19 years of age and younger is at 1 infected person per 35, the death rate is the lowest. This further indicates that the chances of a person in this age group of actually dying from Covid 19 is actually even more remote than previously indicated since the infection rates per capita is actually higher.

The information that was available to government agencies clearly showed that while some particular populations were at some risk, the vast majority of healthy people in the minimally affected age groups were hardly at any risk of contracting and dying of Covid 19. Mandates which shut down schools, businesses, churches, and severely limited social interaction and business, were entirely unnecessary, given the information that the government had available to them. The mandates which severely impacted and damaged the very fabric of our society were unnecessary and the implementation of such measures, in the face of the actual data available at the time, rises to the level of criminal negligence. The continued mandating of vaccines to groups not at risk unnecessarily exposes people to an unevaluated level of risk.

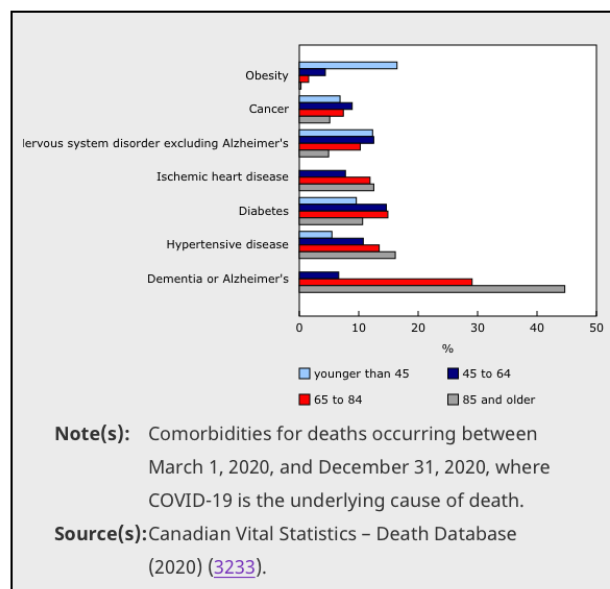
Frequency of chronic conditions reported on death certificates where death is due to COVID-19

[← Back to main article](#)

Interactive

Image

[CSV \(1 KB\)](#)



It is interesting to note the statistics on how many other chronic conditions were present in most people who are reported to have died **from** Covid-19.

Health Canada is reporting, in the article below, that 46% had **3 or more co-morbidities**.

How is it determined that the people did actually die **of** Covid-19, rather than **with** Covid-19 or that they died of a heart attack that was complicated by Covid-19.

Had it not been for Covid-19 would they have died? Had it not been for the other morbidities, would Covid-19 have killed them?

An answer to these questions has not been provided and explained in a rational manner.

It is certainly an important question.

Frequency of chronic conditions reported on death certificates where death is due to COVID-19, %

	younger than 45	45 to 64	65 to 84	85 and older
Obesity	16.44	4.38	1.57	0.28
Cancer	6.85	8.89	7.41	5.12
Nervous system disorder excluding Alzheimer's	12.33	12.52	10.25	4.93
Ischemic heart disease	0.00	7.76	11.90	12.53
Diabetes	9.59	14.64	14.90	10.65
Hypertensive disease	5.48	10.76	13.44	16.15
Dementia or Alzheimer's	0.00	6.63	29.07	44.67

Almost 90% of people who died of COVID-19 in 2020 had a least one other comorbidity

Of the nearly 15,300 people who died of COVID-19 between March and December 2020, 89% had one or more other conditions or complications reported on their death certificate. In fact, almost two-thirds (65%) had two or more comorbidities and almost half (46%) had three or more comorbidities reported. These results, along with the specific conditions listed on the death certificate, highlight some of the populations in Canada most vulnerable to severe outcomes of COVID-19. Although individuals had pre-existing conditions, it does not imply that they were at risk of dying if there had been no COVID-19 infection.

6.1.3 Perspective on Risk

Percentages, Numbers, Odds: What Does it all Mean?

It is an uncomfortable truth, but we all live with risk everyday. On any given day there is always the risk that something bad could happen to any one of us. Perhaps many of us do not think about it, but it is a fact of life.

It is impossible to eliminate 100% of the risk of someone contracting and dying from a disease. There are mitigative measures that can be taken to reduce risk, and these mitigative measures always have new or additional risks associated with them as well.

It is required that the benefits of any mitigation actions are weighed against the potential derived benefits so an informed decision can be made based on the Risk vs Benefit analysis.

Examples of risk to benefits include the following:

- Wearing Masks to Reduce Transmission vs. Masks Cause Infections, Damage Children Development
- Lock Downs to Reduce Transmission vs. Lock Downs Increase Violence, Suicide, Bankruptcy
- Vaccines to Prevent Infection vs. Costs, Efficacy, and Side Effects Both Long and Short Term

Every potential action has a potential negative reaction so it is absolutely critical there is a clear understanding of the risks.

Although decision making processes can be informed by “experts” in certain specialized fields, the actual decision as to whether or not to undertake a certain mitigative course of action must be taken by Leaders who can understand the entire spectrum of considerations and arrive at a political decision based on compromise and overall consideration of societies requirements.

6.1.3.1 Odds in Various Age Groups

The following is a discussion of the risks presented by Covid-19 based on the actual statistics reported by Statistics Canada as of May 2021 and as presented in the previous graphs and tables.

To put these odds in perspective:

If you are over the age of 70

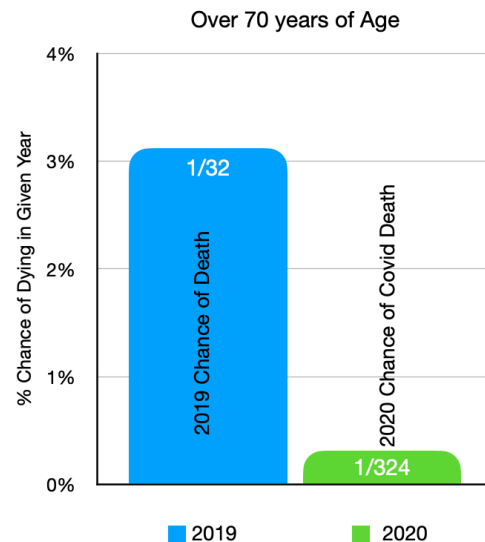
- In 2019, (prior to Covid 19) there were 4,668,591 people over the age of 70 in Canada.
- In 2019, there were a total of 145,569 deaths in this age group.
- In 2019, (prior to Covid 19) **your odds of dying** in a given year if you were over 70 years of age are: **1 in 32**.
- In 2020, your **odds of dying from Covid-19**, if you are over 70 year of age are: **1 in 324**

So your odds of simply dying for any reason in 2019 were ten times higher than your odds of dying with Covid 19, in 2020.

2019 Over 70 years Old - Odds of Dying

2019 Odds of Dying All Causes	
Number of People	4,668,591
Number Total Deaths	145,569
Percent Chance of Death Any Cause	3%
Odds of Death in 2019	32

2020 Odds of Dying With Covid 19	
Number of People	4,676,492
Number Covid Deaths	14,441
Percent Chance of Death From Covid 19	0.31%
Odds of Death in 2019	324



Odds of Death Defined:

32 means your chances of dying are 1 in 32.

324 means your chances of dying are 1 in 324.

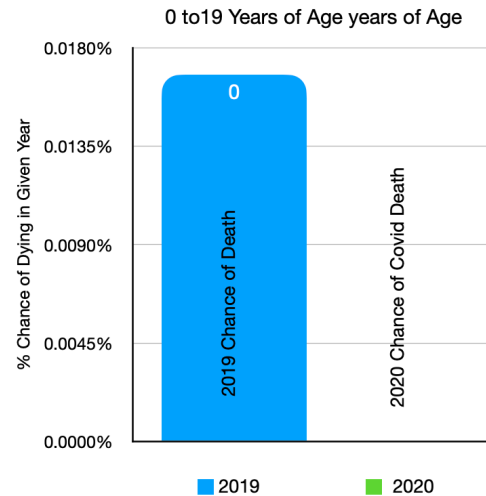
**If you are under the age of 19
In 2020, Two Covid 19 Deaths Reported for this age group**

- In 2019 (Prior to Covid 19) (12 months) there were:
 - 43 Murders
 - 232 Suicides
 - 316 Fatal Accidents
 - 20 Deaths from Influenza

2019 Zero to 19 years Old - Odds of Dying

2019 Odds of Dying All Causes		
Number of People	8,139,512	
Number Total Deaths	1,365	
Percent Chance of Death Any Cause	0.0168%	
Odds of Death in 2019	1 in	5,963

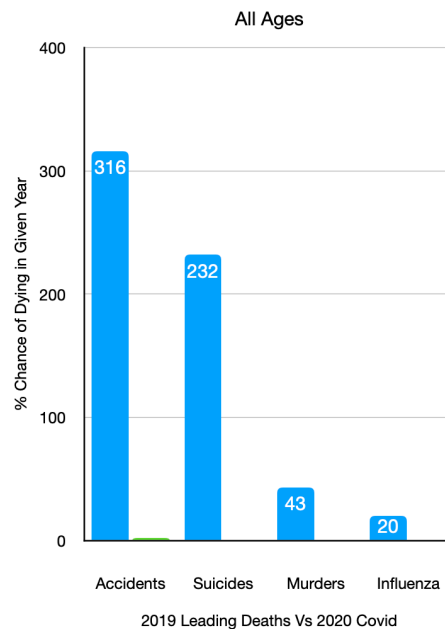
2020 Odds of Dying With Covid 19		
Number of People	8,144,135	
Number Covid Deaths	2	
Percent Chance of Death From Covid 19	0.0000%	
Odds of Death in 2020 with Covid 19	1 in	4,072,068



2019 Zero to 19 Years Old Leading Causes of Death

2019 Odds of Dying All Causes		
Number of People	8,139,512	
Number Total Deaths	1,365	
Murders	43	
Suicides	232	
Accidents	316	
Influenza	20	
Percent Chance of Death Any Cause	0.0168%	
Odds of Death in 2019	1 in	5,963

2020 Odds of Dying With Covid 19		
Number of People	8,139,512	
Covid	2	
Percent Chance of Death From Covid 19	0.0000%	
Odds of Death with Covid 19 in 2020	1 in	4,069,756



At any age (in the General Population)

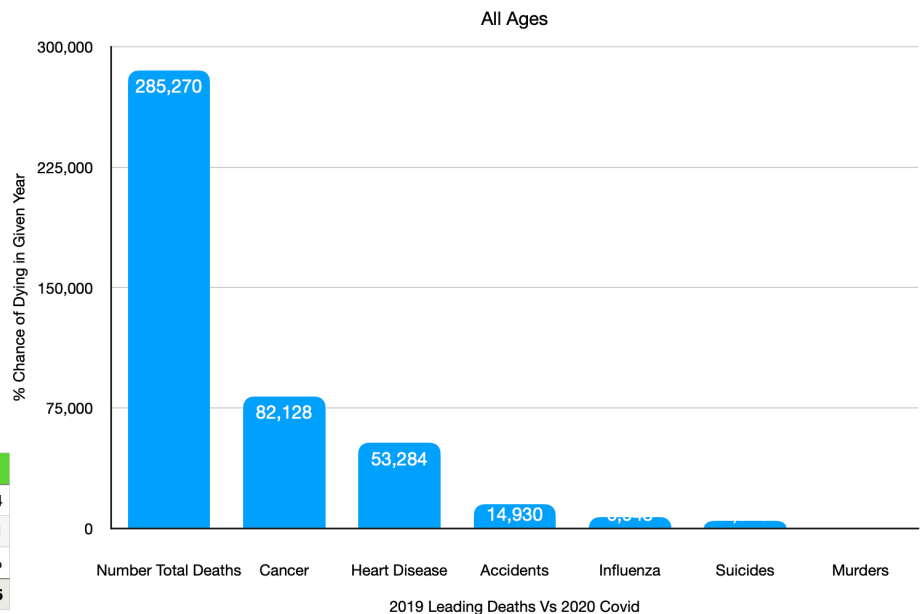
- By May 14, 2021, there has been a **Total of 15,606 reported deaths** from Covid 19
- In 2019 (Prior to Covid 19) there were:
 - 387 Murders
 - 4,012 Suicides
 - 13,746 Accidents
 - 6,893 Deaths from Influenza
 - 52,541 Deaths from Heart Disease
 - 80,152 Deaths from Cancer
 - 6,912 Deaths from Diabetes
 - 6,166 Deaths from Alzheimer’s
 - 13,660 Deaths from Heart Attack

We note that in 2019 Statistics Canada reported a total of 59,664 deaths listed as “Other Causes”. They define Other Causes as "Other causes of death" as a residual category, which includes all causes of death that are not part of the 50 leading causes of death list.

This is interesting as the Other Causes of death comprises 21% of the total deaths reported.

2019 All Ages Leading Causes of Death

2019 Odds of Dying All Causes	
Number of People	37,324,486
Number Total Deaths	285,270
Murders	501
Suicides	4,528
Accidents	14,930
Influenza	6,943
Cancer	82,128
Heart Disease	53,284
Percent Chance of Death Any Cause	0.7643%
Odds of Death in 2019	1 in 131



2020 Odds of Dying With Covid 19	
Number of People	38,037,204
Covid	16,151
Percent Chance of Death From Covid 19	0.0425%
Odds of Death with Covid 19 in 2020	1 in 2,355

Conclusion

As of May 2020, the officials knew or ought to have known what the real odds of dying from Covid-19 were. In the same way, they knew or ought to have known the actual affects of the application of the Covid-19 restrictions. They should also have observed the panic and fear that was being induced into the population as a result of their own inaccurate or misleading statistics.

Furthermore, as of May 2020, there were enough issues described in the data being reported that a detailed investigation of the actual issues should at least have been initiated.



6.1.4 Detailed Review of Causes of Death in Various Age Groups 2020

Like all things in life, perspective is one of the most important measures as to how much mitigative action a person should take when facing certain situations.

The following data is derived from Statistics Canada database reference:

<https://www150.statcan.gc.ca/t1/tbl1/en/tv.action?pid=1310039401&pickMembers%5B0%5D=2.7&pickMembers%5B1%5D=3.1&cubeTimeFrame.startYear=2020&cubeTimeFrame.endYear=2020&referencePeriods=20200101%2C20200101>

The data presented in the following table are unadjusted, except that Statistics Canada reports the specific causes of death as the “top 50 causes” despite some of the causes listed recording zero deaths in 2020. We have deleted the causes of death that were zero rated for 2020.

Also, it is interesting to note that 21% of the total deaths for 2020 were listed as “Other Causes”. In other words, no explanation for these deaths were provided in the statistics, except that they were not in the list of “top 50 causes of death”.

In this section we will review the “risk of death” in the year 2019, and compare it to the year 2020. Further, we will compare the risk of death from Covid 19 to the risk of death in various age groups from various causes reported by Statistics Canada.

According to Statistics Canada, here are various age groups and causes of death in Canada for the year 2020:

2020	Number of Deaths																Totals
Age Range	0 - 14	15-19	20-24	25-29	30-34	35-39	40-44	45-49	50-54	55-59	60-64	65-69	70-74	75-79	80-84	85 ++	Totals
Total in Age Group	6,041,733	2,102,402	2,484,313	2,647,713	2,664,486	2,632,387	2,465,574	2,392,365	2,452,279	2,746,773	2,561,677	2,168,710	1,788,124	1,219,909	812,613	856,146	38,037,204
Total Deaths	616	733	1,552	2,229	2,596	2,995	3,638	4,886	7,511	13,281	18,931	24,277	31,089	35,372	41,334	114,543	305,583
Covid 19	1	1	9	7	11	25	38	65	124	247	425	757	1,212	1,813	2,592	8,824	16,151
Salmonella											1	2	1		2	3	9
Tuberculosis			3		1	3	2	6	2	4	10	4	7	15	12	27	96
Meningococcal infection	2					1				1		1	1		1		7
Sepsis	5	3	2		4	7	23	26	28	49	106	124	200	295	311	1,033	2,216
Syphilis												1	1	1		2	5
Viral hepatitis			2	1	2	3	3	8	17	46	53	50	22	16	11	14	248
HIV				2	8	7	14	15	19	19	13	15	11	8	2	2	135
Malignant neoplasms	112	68	64	134	191	403	718	1,183	2,275	4,842	7,813	10,036	12,257	12,098	11,278	17,493	80,965
neoplasms	9	4	1	3	5	7	10	14	27	51	96	130	197	272	333	697	1,856
Anaemias	3	3	1	2	3	4	3	1	5	10	12	19	44	44	73	392	619
Diabetes	6	6	9	16	48	63	72	115	196	387	558	708	914	1,017	1,143	2,308	7,566
Nutritional deficiencies					2	1	2	3	8	10	13	18	13	21	34	126	251
Meningitis	3		1	1	1	1	3	2	5	8	7	7	6	5	7	13	70
Parkinsons								3	1	12	52	132	313	603	814	1,501	3,431
Alzheimer's disease							2	2	5	20	39	102	253	510	899	3,911	5,743
Diseases of heart	12	15	28	51	108	170	302	591	1,063	2,071	3,178	4,018	5,133	5,819	7,259	23,868	53,686
Essential hypertension						3	3	6	15	38	71	91	134	151	239	1,196	1,947
Cerebrovascular	10	3	10	18	19	30	66	113	195	367	526	794	1,180	1,578	2,222	6,562	13,693
Atherosclerosis							3	1	6	10	22	43	55	55	83	258	536
Aortic aneurysm			1	3	6	8	11	34	30	68	91	116	181	242	233	491	1,515
Influenza and	16	5	8	14	31	15	49	56	87	135	211	300	436	563	775	3,238	5,939
Acute bronchitis													2	1	2	12	17
Chronic lower	2	4	6	5	7	10	19	36	103	289	2	1,121	1,594	1,885	1,980	3,959	11,022
Pneumoconioses						1	1	2		1		4	15	18	34	41	117
Pneumonitis			2	2		1	4	7	15	31	43	74	117	160	254	955	1,665
Peptic Ulcer					3	4	7	11	15	23	41	57	63	70	81	174	549
Diseases of appendix	1			1		1		1		3	4	3	4	3	3	24	48
Hernia			1		1	113	4	3	2	13	16	33	41	42	70	198	537
Chronic liver		2	5	28	55		162	241	382	587	553	653	505	375	262	250	4,060
Gall Blader				1	2		1	426	8	11	12	27	36	76	82	247	929
Nephritis	1		1	5	8	10	17	1	50	82	144	213	347	452	686	2,000	4,017
Infection of Kidney							1			7	4	18	12	18	25	85	170
Prostate									1		4	5	10	15	25	127	187
Female pelvic organs						1	1	1	1	2	3			5	3	9	26
Pregnancy		1	4	3	9	10	3										30
Perinatal period	1				1	1	1		1				1		1	2	9
Congenital	50	14	20	22	22	16	22	36	67	92	101	49	47	31	22	44	655
Acidents	127	208	520	741	792	776	772	676	754	856	745	682	716	949	1,303	4,871	15,488
Suicide	39	173	291	342	353	323	317	314	309	419	301	198	159	120	78	103	3,839
Homicide	13	27	61	66	40	45	35	23	18	26	10	9	12	5	1	5	396
Legal intervention				3	2	1	2	1	2	1	2		1				15
War																1	1
Complications of medical	1	1	2	2		1	2	2	3	6	15	16	24	21	16	54	166
Other causes		194	500	756	870	929	943	1,257	1,649	2,437	2,933	3,647	4,812	5,999	8,083	29,423	64,432
% Of Other Causes to		26%	32%	34%	34%	31%	26%	26%	22%	18%	15%	15%	15%	17%	20%	26%	21%

The above death statistics are for Canada in the year 2020. The data has been broken down into age groups of 5 year intervals with the exception of the youngest interval which runs from birth to 14 years.

In order to truly understand the numbers, one has to consider the number of persons in each age group. This is an important parameter, because if you have one death in a group and that group only contains one person then you have a 100% death rate. If you have one death in a group and you have 10,000 people in the group, your death rate is only 0.1%.

We have provided these population numbers, but first it is very enlightening to simply look at the numbers of covid deaths for any age group and compare it to the total numbers of deaths in that age group and to the total number of deaths for any other single or combination of causes.

6.1.4.1 Analysis of Deaths 14 Years of Age and Less for 2020

In the age group 0 through 14 years of age there was 1 reported death due to Covid-19. Given the missing information about this death and the significant reports of errors in the data, it is interesting to compare Covid-19 deaths to other causes.

In this age group a person had the following other death risks:

FOR PERSONS 0 TO 14 YEARS OF AGE	
COVID-19:	1X
SUICIDE:	39X
HOMICIDE:	13X
ACCIDENTS:	127X
INFLUENZA:	16X
CANCER:	112X

People in this age group had a statistically zero chance of dying from Covid 19. Despite this fact, the government mandated vaccines for children in this age range. Vaccines are still being administered to people in this age group.

It is important to consider that the mRNA vaccines had never been used on the general population and that no specific controlled peer reviewed testing on children had not been carried out. For more information on Vaccine risks see section **6.2.2. Forced or Mandated Vaccinations**

So a consideration of the risks of mandating a new vaccine to children is of paramount importance.

As of February 11, 2022, the number of serious adverse reactions reported for children in the age group 5 to 11 years of age is 263 per 100,000. Health Canada also states that at the time of the report, some 2,339,876 doses had been administered to 5 through 11 year olds. That means that they have caused some 6,153 “adverse reactions” in a group of children who **have a statistically zero chance of dying from Covid-19.**

More accurately, the chance of a person below the age of 14 dying of Covid-19 is **1 in 6 million** According to Stats Canada. The Chance of a 5 to 11 year of having a severe reaction to the vaccine is 263 in 100,000 or to make it easier to understand, **15,780 in 6 Million.**

Chance of Child 0 to 14 years dying of Covid: 1X
Chance of Child 0 to 14 years getting adverse reaction to vaccine: ... 15,780 X

These numbers are incredibly large numbers and hard to understand. Let us put this into perspective:

If you took 6 million children and linked them arm in arm, the line of these children would stretch from St. John’s Newfoundland to Tofino British Columbia, and beyond...**AND** in that entire line of 6 million children, there would have been one “reported” death from Covid-19.

The following outlines some of the vaccine risk information listed on the Government of Ontario’s own website (February 2022). Manufacturer product monographs presented on the Ontario Government Covid-19 Website state the following:

Acute Allergic Reactions

Anaphylaxis has been reported. As with all vaccines, training for immunizers, appropriate medical treatment and supervision after immunization should always be readily available in case of a rare anaphylactic event following the administration of this vaccine.

Vaccine recipients should be kept under observation for at least 15 minutes after immunization; 30 minutes is a preferred interval when there is a specific concern about a possible vaccine reaction.

A second dose of the vaccine should not be given to those who have experienced anaphylaxis to the first dose of COMIRNATY.

**Cardiovascular
Myocarditis and Pericarditis**

Very rare cases of myocarditis and/or pericarditis following vaccination with COMIRNATY have been reported during post-authorization use. These cases occurred more commonly after the second dose and in adolescents and young adults. Typically, the onset of symptoms has been within a few days following receipt of COMIRNATY. Available short-term follow-up data suggest that the symptoms resolve in most individuals, but information on long-term sequelae is lacking. The decision to administer COMIRNATY to an individual with a history of myocarditis or pericarditis should take into account the individual’s clinical circumstances.

Healthcare professionals are advised to consider the possibility of myocarditis and/or pericarditis in their differential diagnosis if individuals present with chest pain, shortness of breath, palpitations or other signs and symptoms of myocarditis and/or pericarditis following immunization with a COVID-19 vaccine. This could allow for early diagnosis and treatment. Cardiology consultation for management and follow up should be considered.

Driving and Operating Machinery

COMIRNATY has no or negligible influence on the ability to drive and use machines. However, some of the effects mentioned under 8 ADVERSE REACTIONS may temporarily affect the ability to drive or use machines.

Fertility

It is unknown whether COMIRNATY has an impact on fertility. Animal studies do not indicate direct or indirect harmful effects with respect to female fertility or reproductive toxicity (see 16 NON-CLINICAL TOXICOLOGY).

Hematologic

Individuals receiving anticoagulant therapy or those with a bleeding disorder that would contraindicate intramuscular injection should not be given the vaccine unless the potential benefit clearly outweighs the risk of administration.

Immune

Immunocompromised persons, including individuals receiving immunosuppressant therapy, may have a diminished immune response to the vaccine. In these individuals, a third dose may be considered as part of the primary series.

So, based on the statical numbers, administering the vaccine to anyone in the 0 to 14 years age group results in a 16,000 times greater chance of causing a reaction due to the Vaccine, and carries with it any number of unknown potential long term issues which the manufacturer and the government have no information about due to the absence of testing.

It has been widely reported that no healthy child has died of Covid 19 anywhere in North America.

How can health officials claim that locking children out of schools and forcing vaccinations against Covid-19 is justified when the risk to children of dying from common Flu is 16X higher, than it is for dying from Covid 19.

The statistical justification for undergoing a forced or coerced vaccination does not exist.

This is obvious on the face of the raw statistics.

In every age range (excluding 0 to 14) the levels of death by "**other causes**" is many times higher than the death toll reported for Covid-19 and the death tolls due to other preventable causes is also much higher than Covid 19.

6.1.4.2 Analysis of Deaths Of Women In Child Bearing Years

A similar analysis can be undertaken for a wide range of age groups, sexes and other demographics.

We have particularly chosen to highlight the Covid 19 risks in what we define as women in child bearing years because this age group is likely at highest risk from potential short term and long term affects of any Covid 19 Vaccine that may be developed.

There have been a significant number of historical disasters caused by the administration of various pharmaceutical products to this group of the people. In fact the extreme sensitivity of this group to both medical and toxicological issues is well known.

Historical major issues related to birth defects, development issues, miscarriages, etc., etc., dictate that extreme caution is to be exercised before prescribing any vaccine, drug or treatment regime to this group.

We point out that in the product monogram provided by Pfizer-Biontech, they specifically state the following:

Fertility

It is unknown whether COMIRNATY has an impact on fertility. Animal studies do not indicate direct or indirect harmful effects with respect to female fertility or reproductive toxicity (see 16 NON-CLINICAL TOXICOLOGY).

7.1 Special Populations

7.1.1 Pregnant Women

The safety and efficacy of COMIRNATY in pregnant women have not yet been established. Animal studies do not indicate direct or indirect harmful effects with respect to pregnancy, embryo/ fetal development, parturition, or post-natal development (see 16 NON-CLINICAL TOXICOLOGY). 7.1.2 Breast-feeding

It is unknown whether COMIRNATY is excreted in human milk. A risk to the newborns/ infants cannot be excluded.

The developmental and health benefits of breastfeeding should be considered along with the mother's clinical need for immunization against COVID-19.

7.1.3 Pediatrics

The safety and efficacy of COMIRNATY in children under 5 years of age have not yet been established.

16 NON-CLINICAL TOXICOLOGY

Non-clinical data reveal no special hazard for humans based on conventional studies of repeat dose toxicity.

General Toxicology:

In a repeat-dose toxicity study, rats were administered three once weekly doses of 30 mcg/ animal (0.06 mL of a vaccine formulation containing the same quantity of nucleoside-modified messenger ribonucleic acid (mRNA) and other ingredients included in a single human dose) of COMIRNATY by intramuscular injection. Vaccine administration resulted in transient erythema and edema at the site of injection, as well as increased cellularity in draining and inguinal lymph nodes, spleen, and bone marrow, along with transiently

increased body temperature, increased white blood counts, and decreased reticulocyte counts coupled with decreased red blood cell mass. Clinical chemistry changes (e.g., increased acute phase protein levels) indicated an acute phase response. These changes are consistent with an expected immunostimulatory response following intramuscular administration of a vaccine. Transient periportal hepatocyte vacuolation was also observed without evidence of liver injury. Full or partial recovery from all findings was observed following a 3-week recovery period.

Carcinogenicity:

Carcinogenic potential was not assessed, as carcinogenicity studies were not considered relevant to this vaccine.

Genotoxicity:

Genotoxic potential was not assessed, as genotoxicity studies were not considered relevant to this vaccine.

Reproductive and Developmental Toxicology:

In a reproductive and developmental toxicity study, 30 mcg/animal (0.06 mL of a vaccine formulation containing the same quantity of nucleoside-modified messenger ribonucleic acid (mRNA) and other ingredients included in a single human dose) of COMIRNATY was administered to female rats by the intramuscular route on four occasions: 21 and 14 days prior to mating, and on gestation days 9 and 20. No vaccine-related adverse effects on female fertility, fetal development, or postnatal development were reported in the study.

Overview

The coronavirus (COVID-19) vaccine does not cause a coronavirus infection. It helps to build up your immunity to the virus so your body can fight it off more effectively if you are infected.

Keeping [up to date](#) with your COVID-19 vaccinations can reduce your risk of contracting coronavirus and provide strong protection against severe illness from COVID-19 and its variants.

Approved vaccines in Canada

Only vaccines that Health Canada has approved and determined to be safe and effective will be administered in Ontario.

After independent and thorough scientific reviews for safety, efficacy and quality, Health Canada has approved six vaccines for use in Canada:

- **mRNA vaccines:**
 - [Pfizer-BioNTech](#)
 - [Moderna](#)
- **Virus-like particle vaccines:**
 - Novavax
 - Medicago
- **Viral vector-based vaccines:**
 - [AstraZeneca](#) (AstraZeneca and COVISHIELD)
 - Janssen (Johnson & Johnson)

The vaccines:

- were tested on a large number of people through extensive clinical trials
- have met all the requirements for approval, including safety
- are monitored by Health Canada and Public Health Agency of Canada for any adverse reactions that may occur after vaccination so that appropriate measures can be taken

Commentary on Government of Ontario Information Bulletin:

The intent of this bulletin that was published on the Government of Ontario's Covid response website was to provide people with unbiased information that the average person could use to develop an informed consent prior to agreeing to receive the Covid 19 vaccination.

The information is at best incredibly biased and misleading. It does not accurately reflect the commonly available information concerning both the known risk of Covid 19 to pregnant women, and the unknown risks related to an entirely new kind of vaccine that has never before been used in human history.

The document states that the vaccines are determined to be safe and effective, it does not inform the reader that the mRNA vaccines are a completely new technology that has never before

The screenshot shows the Government of Canada website. At the top, there is a navigation bar with the Canadian flag, the text 'Government of Canada' and 'Gouvernement du Canada', and a search bar. Below the navigation bar is a breadcrumb trail: 'Canada.ca > Coronavirus disease (COVID-19) > Vaccines for COVID-19'. The main heading is 'COVID-19: Vaccine safety and side effects'. Underneath, there is a section 'On this page' with a list of links: 'Vaccine safety', 'Common side effects', 'COVID-19 vaccine ingredients', 'Allergic reactions', 'Rare reactions that have been reported', and 'Ongoing monitoring of side effects and reactions'. Below this is a section 'Vaccine safety' with a paragraph of text and a link 'Learn more about vaccine safety in Canada'. At the bottom of the section, there is a list of vaccine types with expandable arrows: 'mRNA vaccines', 'Viral vector vaccines', 'Protein subunit vaccines', and 'Plant-based vaccines'.

been used in humans , and that the long term effects are unknown.

The Ontario site links to Health Canada which further states that the Vaccines are safe, the site does not give an caveats or warnings about special groups which are either at more risk from the vaccine or unknown risk from the vaccine.

The site does not give any guidance as to what the chances are of actually contracting Covid-19 and having a severe reaction. This information is critical if a patient is to make a decision about taking an experimental drug whose long term affects are unknown.

The information being provided is suggestive, based on non confirmed, non peer reviewed papers, as well as anecdotal evidence. However, paediatricians and medical professionals were and are pressuring their patients to take the mRNA vaccine.

The information provided leads the patient to believe that there is safety associated with this vaccine partly by associating the Covid Vaccine with historical vaccines in Canada. It does not make the patient aware of the novel and experimental nature of the mRNA vaccines themselves.

It is odd how the mNRA vaccines were / are being recommended to the most highly at risk individuals in our society, namely pregnant women, without any discussion or cautions about longterm affects that are entirely unknown.

It is interesting as well, how potential therapeutic medicines were dismissed out of hand, and **doctors were prohibited to prescribe them, despite the fact that most of these therapeutic medicines have a long and documented safety record, in some cases with over 75 years of safety data and many large scale and small scaled tests.** They were not permitted in comparison to the approval of a new and unique mRNA treatment.

COVID-19 vaccines in pregnancy

Learn about COVID-19 vaccines for women who are pregnant, breastfeeding or planning a pregnancy.

On this page

1. [COVID-19 vaccines are safe if you are, or plan to become pregnant](#)
2. [Risks related to COVID-19 during pregnancy](#)
3. [COVID-19 vaccines are safe if you are, or plan to begin, breastfeeding](#)
4. [COVID-19 vaccines and fertility](#)
5. [Vaccine ingredients](#)
6. [The vaccine cannot give you COVID-19](#)
7. [Get more information](#)

COVID-19 vaccines are safe if you are, or plan to become pregnant

You can safely get the COVID-19 vaccine before becoming pregnant or in any trimester of pregnancy. It is important that you stay up to date with your vaccines and receive all recommended doses of the COVID-19 vaccine, including booster doses.

The benefits of getting vaccinated in pregnancy far outweigh the risks. Not only will the vaccine protect you from COVID-19 infection, but it will reduce the risk of severe illness and complications related to COVID-19 infections in pregnancy. And, studies suggest the antibodies your body develops following vaccination can pass to your baby, which may help provide protection after birth.

Getting the COVID-19 vaccine while you're pregnant, breastfeeding or trying to conceive is safe, effective and highly recommended by:

- the Provincial Council for Maternal and Child Health (PCMCH)
- Ontario Society of Obstetricians & Gynaecologists (OSOG)
- the Society of Obstetricians and Gynecologists of Canada (SOGC)
- National Advisory Committee on Immunization (NACI)
- many other national and international organizations

Several studies have demonstrated that vaccination in pregnancy has no impact on:

- pregnancy outcomes (including miscarriage, premature birth, fetal growth restriction and high blood pressure during pregnancy)
- medical complications of pregnancy
- maternal death

Read the Provincial Council for Maternal and Child Health's [information sheet on COVID19 vaccines](#) to help you make an informed choice about whether to get the COVID19 vaccine.

The product information sheet prepared by and published by the vaccine manufacturers states that the affects on fertility and long term toxicity is unknown, but the information bulletin given to patients makes no mention of this.

The decision to take a risk on a novel medication must be made based on a realistic evaluation of the facts surrounding the risks associated with Covid 19 itself.

The actual statistics show that the statistical risk of becoming infected by and dying from Covid 19 is statistically non existent for this age group.

It is also known that the current vaccines do not prevent a person from contracting Covid 19, nor does it prevent the spread of the disease from or to vaccinated or unvaccinated persons.

Risks related to COVID-19 during pregnancy

COVID-19 infection during pregnancy increases the risk of medical complications and death.

If you contract COVID-19 during your pregnancy, you are ⁽¹⁾:

- more likely to be hospitalized
- more likely to be admitted to the intensive care unit (ICU)
- more likely to suffer from severe illness
- more likely to require ventilation/life support breathing

In addition, COVID-19 infection in pregnancy significantly increases the risk of:

- stillbirth
- premature birth
- high blood pressure
- caesarean delivery
- low birth weight

There is also an increased risk that the baby will need to be admitted to the neonatal intensive care.

COVID-19 vaccines are safe if you are, or plan to begin, breastfeeding

It is safe to get the COVID-19 vaccine while breastfeeding. There is no need to stop or delay breastfeeding after getting vaccinated. Studies show that receiving a COVID-19 vaccine while breastfeeding will not disrupt your breastfeeding and will not have an adverse impact on your baby.

Vaccines protect you from COVID-19 infection and help prevent you from passing it to your baby or other family members. If you get vaccinated while breastfeeding, the vaccine itself will not transfer into breastmilk, but studies suggest that the antibodies you produce following vaccination which may help protect your child from COVID-19.

Evidence concerning the short term nature of the vaccine's protection has been known since the time the emergency use authorization was given.

This evidence was provided in the monograms provided by the manufactures when FDA approval was given.

It is unfathomable how this age group of women would be coerced into taking such a vaccine risk when the risk due to the disease is almost non-existent.

It is also important to understand, that until the CDC revised their definition of the term "vaccine" in 2021, that the mRNA vaccines did not actually meet the original definition of the word.

Concerning this group of persons, the basis for the safety cautions from the manufactures of the vaccines are because studies have not been completed for long and short term affects on this group of people.

The named agencies and individuals have been promoting the Covid 19 vaccines as being safe for women in the child bearing years, **despite the lack of actual study data and evidence to support this contention.** As a result, it is important to actually review the data related to women in the child bearing years to understand what risks are actually faced by women in this age group.

We have chosen to define the Child Bearing Age group to be people from 20 years of age to 40 years of age. Now we acknowledge that the actual range can be less than 19 and more than 40; however, the 20 to 40 age group is representative of the largest group.

According to Statistics Canada the mean age of a mother at the time of delivery (live births) for the 2019 is 31.2 years of age.

In 2020 following are the statistics for women between the ages of 20 and 40 years of age:

Numbers of Deaths 2020										
Age	Total	Total	Covid	Pregnancy*	Cancer	Heart	Influenza	Accident	Suicide	Murder
20 - 39	5,096,479	2,890	20	24	416	114	29	655	341	39
Odds of Dying	1 in X	1 in 1,763	1 in 254,824	1 in 15,635 *	1 in 12,251	1 in 44,706	1 in 175,741	1 in 7,781	1 in 14,946	1 in 130,679
Odds of Death are 1 : the Number in the row Above Example: the odds of dying of any cause is 1 in 1,763										

In the main child bearing age range there are a total of 5,096,479 women.
A Total of 20 Covid-19 deaths were reported for this age group in 2020.

The Odds of dying from any cause for this age group is: 1 in 1,763
 The Odds of dying from being pregnant is: 1 in 15,635*
 The Odds of dying from Covid 19 is: 1 in 254,824

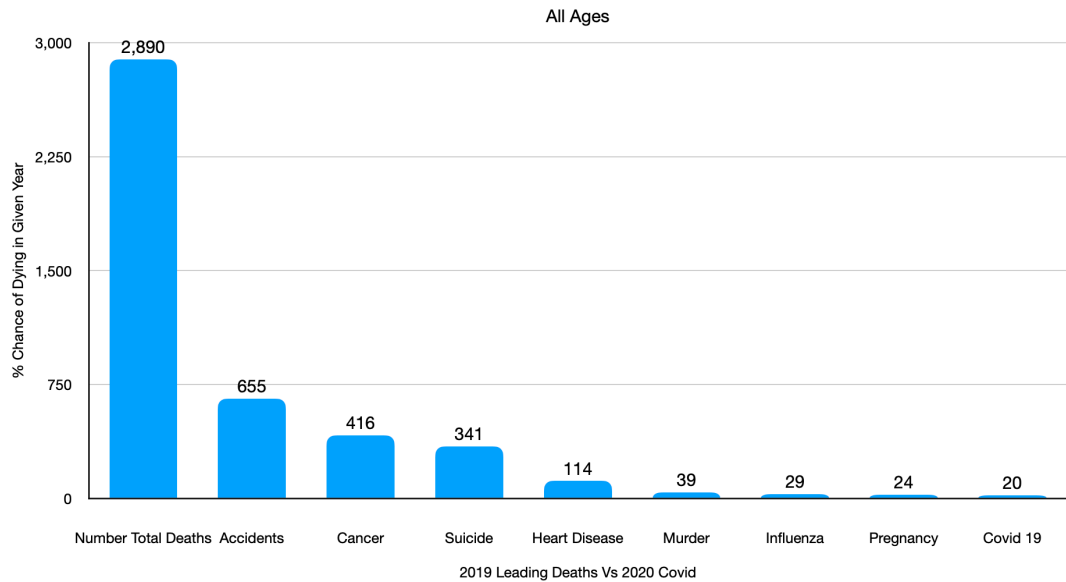
So the odds of dying from complications related to being pregnant and dying from simply being pregnant were 16 times higher than from getting and dying of Covid 19.

**We point out that the risk of death, to the mother, due to pregnancy is properly represented in the above table, as we know how many pregnancies actually occurred in Canada in 2019, as reported by Statistics Canada. So the risk of death resulting from pregnancy is actually calculated as the number of mother deaths divided by the number of reported pregnancies. Statistics Canada reported a total of 375,229 pregnancies that resulted in live or still births (does not include abortions) in Canada in 2018/2019 year. So the actual probability of death resulting from pregnancy is 24 Deaths / 375,229 or a risk of 1 in 15,635. Compared with a Covid Death Rate of 1 in 254,824.*

The following is a bar chart that is a graphical representation of the information contained in the table directly above.

2020 Women of Child Bearing Years Cause of Death

2019 Odds of Dying All Causes	
Number of People	5,096,479
Number Total Deaths	2,890
Accidents	655
Cancer	416
Suicide	341
Murder	39
Influenza	29
Heart Disease	114
Pregnancy	24
Covid 19	20
Percent Chance of Death Any Cause	0.0567%
Odds of Death in 2019	1 in 1,763



The statistics show that a woman of child bearing age has an almost zero chance of contracting and dying from Covid 19.

The chance of a woman dying from being pregnant is slightly higher than the chance of that same woman dying of Covid 19.

A woman in the child bearing age group has almost double the chance of being murdered than of contracting and dying of Covid-19, and finally a woman in this age group has 145 X higher chance of dying from any cause whatsoever, than she does of contracting an dying of Covid-19.

Given the following facts, it is inconceivable that any competent paediatrician / medical professional would advise a woman who is pregnant, or planning on getting pregnant, to take the mRNA injection:

- No peer reviewed detailed studies had or have been completed on this age group;
- The affects of the vaccine on the unborn child's development and health are not known;
- The affects of the vaccine on a nursing child are not known;
- The long term affects of the vaccine on fertility are not known;
- The long term potential for carcinogenic affects of the vaccine are not known;
- The long term affects for child development are not known;
- The long term affects on anyone who takes the vaccine are not known

Yet, to this day the Government of Ontario is claiming on their website that the Covid 19 vaccines are proven safe and effective for women who are pregnant or thinking about becoming pregnant.

<https://www.ontario.ca/page/covid-19-vaccines-pregnancy>

The information presented above, for women of child bearing age was known or ought to have been known by medical professionals prior to recommending the use of the mRNA treatment to pregnant or nursing women.

Any harm caused once the information became known to them or ought to have become known to them, is part of the alleged crimes.

Monitoring of adverse reactions to vaccines is of paramount importance at all times; however, when a completely new type of technology is introduced, that has never been used before (mRNA), extreme caution and vigilance must be exercised. No such vigilance was exercised by the Canadian Government and Health Officials, prior to mandating these vaccines on the entire population including pregnant and breast feeding women.

Before leaving this issue, we have included the following table from Statistics Canada. The table shows the estimate of births by sex on an annual basis from 2016 to 2021.

We note the significant decrease in the number of births in 2020/2021 versus all other reporting years. The decrease in births for 2020/2021 compared to 2016/2017 was approximately 20,000 birth decrease.

There may be many factors affecting these numbers; however, given the situation and the introduction of a novel mRNA vaccine in late 2020, an investigation of this significant decrease would be warranted, and yet, to our knowledge no investigation has been initiated.

Statistics Canada / Statistique Canada

Search website

Subjects | Data | Analysis | Reference | Geography | Census | Surveys and statistical programs | About StatCan | Canada.ca

Home > Data

Estimates of births, by sex, annual^{1, 2, 3, 4}

Frequency: Annual
 Table: 17-10-0016-01 (formerly CANSIM 051-0013)
 Release date: 2021-09-29

Geography: Canada, Province or territory

Customize table

Geography: Canada | Reference period: From: 2016 / 2017 To: 2020 / 2021

Showing 3 records

Sex	Canada (map)				
	2016 / 2017	2017 / 2018	2018 / 2019	2019 / 2020	2020 / 2021
	Persons				
Both sexes	379,906	376,750	372,868	370,336	359,533
Males	195,177	193,338	191,007	189,846	184,571
Females	184,729	183,412	181,861	180,490	174,962

How to cite: Statistics Canada. Table 17-10-0016-01 Estimates of births, by sex, annual
 DOI: <https://doi.org/10.25318/1710001601-eng>

6.2 Statistics Infographics

The authors believe that a thorough and clear understanding of the risks associated with the Covid 19 pandemic is fundamental.

The following infographic sheets have been prepared to clearly describe the information contained in Section 5.1 of this report.

Those people who are responsible for the alleged criminal actions either knew or ought to have known the actual risks associated with Covid 19 prior to implementing sweeping and unprecedented mandates that have caused such devastating harm to the Canadian people.

Medical professionals certainly understand science, and statistics and risk.

It is inconceivable that the overall risks of the Covid 19 infection were not clearly understood, when early as May 2021, this information was available to the public at large.

When there is a fiduciary trust between two parties, a special trust and a special responsibility exists between those two parties.

It is the contention of the authors that the data available was so obvious, that disregard of that information was in fact a criminal offence, and that any harm resulting from those criminal offences must be accounted for, and those responsible brought to justice.

Health Fact Sheet

DID YOU KNOW?

What Are Your Odds?

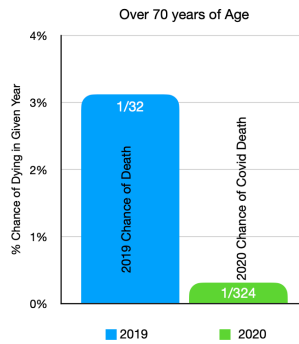
The following is a discussion of the risks presented by Covid-19 based on the actual statistics reported by Statistics Canada as of May 2021 and as presented in the previous graphs and tables.



2019 Over 70 years Old - Odds of Dying

2019 Odds of Dying All Causes	
Number of People	4,668,591
Number Total Deaths	145,569
Percent Chance of Death Any Cause	3%
Odds of Death in 2019	1 in 32

2020 Odds of Dying With Covid 19	
Number of People	4,676,492
Number Covid Deaths	14,441
Percent Chance of Death From Covid 19	0.31%
Odds of Death in 2020 with Covid 19	1 in 324



2019 Death any Cause vs 2020 Death with Covid 19

If you are over the age of 70

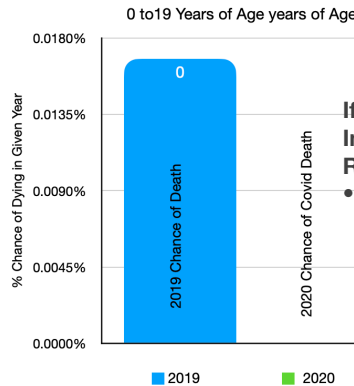
- In 2019, (prior to Covid 19) there were 4,668,591 people over the age of 70 in Canada.
- In 2019, there were a total of 145,569 deaths in this age group.
- In 2019, (prior to Covid 19) **your odds of dying** in a given year if you were over 70 years of age are: **1 in 32**.
- In 2020, your **odds of dying from Covid-19**, if you are over 70 year of age are: **1 in 324**

So your odds of simply dying for any reason in 2019 were ten time higher than your odds of dying with Covid 19, in 2020.

2019 Zero to 19 years Old - Odds of Dying

2019 Odds of Dying All Causes	
Number of People	8,139,512
Number Total Deaths	1,365
Percent Chance of Death Any Cause	0.0168%
Odds of Death in 2019	1 in 5,963

2020 Odds of Dying With Covid 19	
Number of People	8,144,135
Number Covid Deaths	2
Percent Chance of Death From Covid 19	0.0000%
Odds of Death in 2020 with Covid 19	1 in 4,072,068



2019 Death any Cause vs 2020 Death with Covid 19

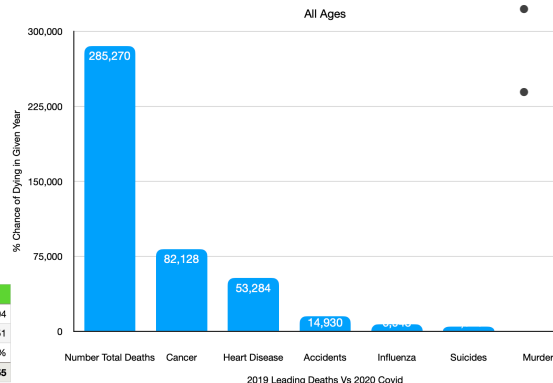
If you are under the age of 19 In 2020, Two Covid 19 Deaths Reported for this age group

- In 2019 (Prior to Covid 19) (12 months) there were:
 - 43 Murders
 - 232 Suicides
 - 316 Fatal Accidents
 - 20 Deaths from Influenza

2019 All Ages Leading Causes of Death

2019 Odds of Dying All Causes	
Number of People	37,324,486
Number Total Deaths	285,270
Murders	501
Suicides	4,528
Accidents	14,930
Influenza	6,943
Cancer	82,128
Heart Disease	53,284
Percent Chance of Death Any Cause	0.7643%
Odds of Death in 2019	1 in 131

2020 Odds of Dying With Covid 19	
Number of People	38,037,204
Covid	16,151
Percent Chance of Death From Covid 19	0.0425%
Odds of Death with Covid 19 in 2020	1 in 2,355



At any age (in the General Population)

- By May 14, 2021, there has been a **Total of 15,606 reported deaths** from Covid 19
- In 2019 (Prior to Covid 19) there were:
 - 387 Murders
 - 4,012 Suicides
 - 13,746 Accidents
 - 6,893 Deaths from Influenza
 - 52,541 Deaths from Heart Disease
 - 80,152 Deaths from Cancer
 - 6,912 Deaths from Diabetes
 - 6,166 Deaths from Alzheimer's
 - 13,660 Deaths from Heart Attack

Health Fact Sheet

DID YOU KNOW?

mRNA Vaccines & Pregnancy



What are the real risks of Covid 19 to pregnant women and what do we know about the new mRNA vaccines.

Facts:

1. mRNA vaccines are new and have never been used in humans before
2. There are no long term studies on the effects of the mRNA vaccines
3. The safety and efficacy of mRNA vaccines in pregnant woman has not been established
4. It is unknown if mRNA vaccines are excreted in human milk
5. The risk of the mRNA vaccines to newborns and infants is not known
6. It is unknown if mRNA vaccines have an impact of fertility
7. Anaphylaxis has been reported associated with the mRNA vaccine
8. Carcinogenic potential has not been assessed
9. Genotoxicity has not been assessed
10. Reproductive & Developmental Toxicity in Humans has not been assessed

Risk of Death

According to Statistics Canada the mean age of a mother at the time of delivery (live births) for the 2019 is 31.2 years of age.

According to Statistics Canada the mean age of a mother at the time of delivery (live births) for the 2019 is 31.2 years of age.

In 2020 following are the statistics for women between the ages of 20 and 40 years of age:

Numbers of Deaths 2020										
Age	Total	Total	Covid	Pregnancy*	Cancer	Heart	Influenza	Accident	Suicide	Murder
20 - 39	5,096,479	2,890	20	24	416	114	29	655	341	39
Odds of Dying	1 in X	1 in 1,763	1 in 254,824	1 in 15,635*	1 in 12,251	1 in 44,706	1 in 175,741	1 in 7,781	1 in 14,946	1 in 130,679

Odds of Death are 1 - the Number in the row Above
Example: the odds of dying of any cause is 1 in 1,763

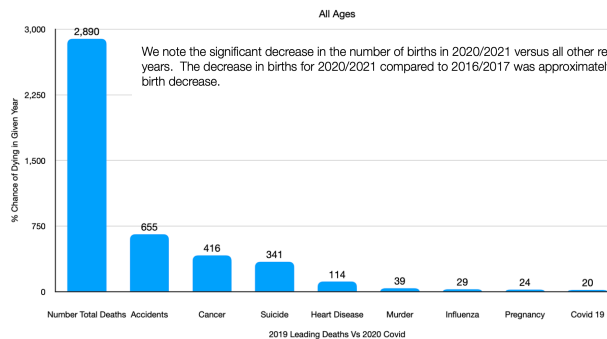
In the main child bearing age range there are a total of 5,096,479 women. A Total of 20 Covid-19 deaths were reported for this age group in 2020.

The Odds of dying from any cause for this age group is: 1 in 1,763
 The Odds of dying from being pregnant is: 1 in 15,635*
 The Odds of dying from Covid 19 is: 1 in 254,824

So the odds of dying from complications related to being pregnant and dying from simply being pregnant were 16 times higher than from getting and dying of Covid 19.

2020 Women of Child Bearing Years Cause of Death

2019 Odds of Dying All Causes	
Number of People	5,096,479
Number Total Deaths	2,890
Accidents	655
Cancer	416
Suicide	341
Murder	39
Influenza	29
Heart Disease	114
Pregnancy	24
Covid 19	20
Percent Chance of Death Any Cause	0.0567%
Odds of Death in 2019	1,763



Manitoba Health Fact Sheet

DID YOU KNOW?

mRNA Vaccine Safety Data



What do we know about the testing of and safety of the mRNA Vaccines.

Facts:

1. mRNA vaccines are **new** and have **never** been used in the general population before
2. mRNA vaccines are like no other vaccine ever used wide scale before
3. The mRNA vaccine **does not** prevent you from getting Covid-19
4. The mRNA vaccine **does not** prevent you from transmitting Covid-19
5. Protection levels **drop off** substantially over a short period of time
6. There are no long term studies on the effects of the mRNA vaccines
7. The safety and efficacy of mRNA vaccines in pregnant women has not been established
8. It is unknown if mRNA vaccines are excreted in human milk
9. The risk of the mRNA vaccines to newborns and infants is not known
10. It is unknown if mRNA vaccines have an impact of fertility
11. Anaphylaxis has been reported associated with the mRNA vaccine
12. Carcinogenic potential has not been assessed
13. Genotoxicity has not been assessed
14. The risk of vaccine induced Myocarditis and Pericarditis in young people is not known
15. Reproductive & Developmental Toxicity in Humans has not been assessed
16. According to Pfizer, between December 1, 2020 to February 28, 2021 (3 months) they had received 42,086 reported cases of adverse reactions to their mRNA vaccine; this included 1,223 fatal cases. Pfizer listed 9 full pages of "Adverse Events of Special Interest".
17. According to the VigiAccess System (WHO) in 2021 alone, there were 2,879,136 adverse reactions reported with the Covid-19 Vaccine, as of writing this report they had reported over 3.3 million.
18. Canadian government website related to Covid-19 adverse reactions, stopped reporting deaths attributed to the vaccines.
19. In Canada, if you are under the age of 14, you are 15,780 times more likely to experience an adverse reaction from the covid-19 vaccine, than you are from dying of Covid-19.



6.3 Harm Caused by Mitigative Measures

Based on the statistical data that was available to decision makers, the extreme mitigation measures undertaken throughout Ontario and Canada were unnecessary.

In most age groups, the chances of contracting Covid 19 and then dying from Covid 19 was statistically insignificant. In fact, the risk of death from any other cause other than Covid 19 was higher in all age groups.

So the imposition of incredibly damaging restrictions was unwarranted, based on the statistics, and therefore, the damages caused by those mitigative measures were not justified.

Types of mitigative measures imposed included, but were not limited to the following:

- Forced Masking;
- Forced or Mandated Vaccination;
- Closure of Businesses, Lockdowns;
- Other Measures that were Implemented but not Recommended by Pandemic Plan

Based on the risks posed by Covid 19, none of these mitigative measures were required to be implemented and each measure resulted in significant harm. In addition, many of the measures implemented were specifically dismissed as ineffectual long before and during the actual Covid 19 Pandemic.

In addition, despite the existence of the The Canadian Pandemic Influenza Plan 2006, and many other similar plans throughout the World, many of the most important recommendations of the plans were never implemented and in fact **discouraged or outlawed**.

As an example, the The Canadian Pandemic Influenza Plan 2006 states the following:

2.5 Response

- It is unlikely that an effective vaccine will be available at the start of pandemic influenza activity in Canada but it may be available for a second wave.
- Mass immunization campaigns will occur when sufficient quantities of the new vaccine are available; this will increase the demand for public health human resources.
- The use of antivirals to decrease the risk of transmission from the first cases infected with a novel virus and their contacts will be considered as a strategy to contain or slow the spread of novel viruses that have pandemic potential and that are identified in Canada. **The use of this strategy will be limited to cases identified early in the Pandemic Alert Period in Canada.** During the Pandemic Period, this strategy will change to the nationally agreed upon strategy for the pandemic period.
- Public health authorities will manage pandemic vaccine supply when a pandemic vaccine is available, as well as the supply and distribution of antiviral drugs which are contained within the National Antiviral Stockpile.
- The Pandemic Influenza Committee will provide technical expertise during the pandemic period in order to inform the national response and facilitate consistency in response activities across Canada.

Bullet three paragraph specifically talks about the use of antivirals; however, the use of antivirals was immediately dismissed for lack of peer reviewed studies, while at the same time, the use of a completely new mRNA vaccine for use in untested populations throughout the World, was approved without peer reviewed extensive studies.

A brief discussion of each of these measures, the damage done, and the efficacy of each is discussed below, along with references to studies and profiles that were available at the time.

6.3.1 Forced Masking

The imposition of mandated non medical cloth masks in public spaces was mandated in early 2020.

This was despite significant evidence that non medical masks were not recommended by the Canada's Emergency Pandemic Plan, the CDC Plan and various CDC studies.

It appears that much of the information presented historically supporting the use of masks was based on assumptions concerning those people in the medical professions. In other words, masks when used in a medical setting by trained medical personnel, may have a significantly different effect on transmission as opposed to the general population using a variety of masks types without any medical training, in everyday environments and situations.

Appendix F, Section 2.6 of the Canadian Pandemic Influenza Plan 2006 states:

2.6 Use of Masks During a Pandemic

Although there is a lack of evidence that the use of masks prevented transmission of influenza during previous pandemics; in the early phase of an influenza pandemic, it may be prudent for HCWs to wear masks when interacting in close face-to-face contact with coughing individuals to minimize influenza transmission. This use of masks is advised when immunization and antivirals are not yet available but is not practical or helpful when pandemic influenza has entered the community. There is no evidence that the use of masks in general public settings will be protective when the virus is circulating widely in the community.

The Canadian Pandemic Influenza Plan goes on to say:

7.4 Use of Masks by Well Individuals

Trigger

Declaration of the arrival of one or more confirmed cases in the local community by the local public health authority

Advantages

- May decrease exposure to large droplets containing virus
- Psychologically reassures people that they are taking measures to prevent infection

Disadvantages

- Hands and other surfaces may be contaminated when mask is removed (requires public education).
- May cause panic if the availability of masks is limited
- Public purchase of masks may limit the availability of masks in health care settings where they are required.
- Not all members of the public can afford to purchase masks. If recommended by public health authorities, there could be an expectation that they will be publicly funded and provided by public health programs.
- It is not feasible to wear masks constantly for the duration of pandemic wave.
- Use of masks, apart from other infection control practices, is of limited effectiveness and may provide a false sense of security.

Conclusion

This measure is not feasible or sustainable on a population basis. It is not likely to be effective in reducing disease spread in the general population and therefore is not recommended as a community-based strategy. It is acknowledged that individual people who are wearing a recommended mask properly at the time of an exposure may benefit from the barrier that a mask provides. The WHO has recommended that mask use by the public should be based on risk, including frequency of exposure and closeness of contact with infectious persons and suggests that based on this risk assessment use of masks in crowded settings such as public transit may be justified.⁽⁷⁾ At the time of a pandemic, however, when the virus is circulating in the community it will not be possible for public health authorities to assess and compare risks of exposure in specific public settings (e.g., public transit, restaurants, recreational complexes). Therefore, members of the public may wish to purchase and use masks for individual protection; however, outside of known high-risk settings (e.g. a hospital with cases) this would not be an appropriate use of public resources.

Well individuals caring for cases in a non-traditional site or home setting should follow the recommendations provided by the Infection Control Working Group for individuals functioning in this capacity (see Annex F).

- Not recommended as a community-based intervention or measure

According to a March 2, 2021 article in the American institute for Economic Research: “Does the CDC really think that masks prevent the wearer from getting Covid, or from spreading it to others?”

The CDC admits that the scientific evidence is mixed, as their most recent report glosses over many unanswered scientific questions. But even if it were clear – or clear enough – as a scientific matter that masks properly used could reduce transmission, it is a leap to conclude that a governmental mandate to wear masks will do more good than harm, even as a strictly biological or epidemiological matter.

Mask mandates may not be followed; masks worn as a result of a mandate may not be used properly; some mask practices like double masking can do harm, particularly to children; and even if a mask mandate results in some increased number of masks being worn and worn properly, the mandate and the associated publicity may reduce the public’s attention to other more effective safeguards, such as meticulous hygiene practices.

Thus, it is not surprising that the CDC’s own recent conclusion on the use of nonpharmaceutical measures such as face masks in pandemic influenza, warned that scientific “evidence from 14 randomized controlled trials of these measures did not support a substantial effect on transmission...”

Moreover, in the WHO’s 2019 guidance document on nonpharmaceutical public health measures in a pandemic, they reported regarding the value of face masks “there is no evidence that this is effective in reducing transmission...”

Similarly, in the fine print to a recent double-blind, double-masking simulation [the CDC stated](#) that “The findings of these simulations [supporting mask usage] should neither be generalized to the

effectiveness ...nor interpreted as being representative of the effectiveness of these masks when worn in real- world settings.””

Below is a link to the American Institute for Economic Research Article:
<https://www.aier.org/article/the-cdcs-mask-mandate-study-debunked/>

Below is a link to the WHO study on the efficacy of Non-Pharmaceutical Public Health Measures, from 2019:
<https://apps.who.int/iris/bitstream/handle/10665/329438/9789241516839-eng.pdf?ua=1>

On page 26 of the WHO report they state:

OVERALL RESULT OF EVIDENCE ON FACE MASKS

1. Ten RCTs were included in the meta-analysis, and there was no evidence that face masks are effective in reducing transmission of laboratory-confirmed influenza.



In a May 2020 report titled “Non-pharmaceutical Measures for Pandemic Influenza in Non-healthcare Settings - Personal Protective and Environmental Measures” the CDC states the following:

“Face Masks

[Figure 2](#). Meta-analysis of risk ratios for the effect of face mask use with or without enhanced hand hygiene on laboratory-confirmed influenza from 10 randomized controlled trials with >6,500 participants. A) Face mask...

In our systematic review, we identified 10 RCTs that reported estimates of the effectiveness of face masks in reducing laboratory-confirmed influenza virus infections in the community from literature published during 1946–July 27, 2018. In pooled analysis, we found no significant reduction in influenza transmission with the use of face masks (RR 0.78, 95% CI 0.51–1.20; $I^2 = 30%$, $p = 0.25$) ([Figure 2](#)). One study evaluated the use of masks among pilgrims from Australia during the Hajj pilgrimage and reported no major difference in the risk for laboratory-confirmed influenza virus infection in the control or mask group ([33](#)). Two studies in university settings assessed the effectiveness of face masks for primary protection by monitoring the incidence of laboratory-confirmed influenza among student hall residents for 5 months ([9,10](#)). The overall reduction in ILI or laboratory-confirmed influenza cases in the face mask group was not significant in either studies ([9,10](#)). Study designs in the 7 household studies were slightly different: 1 study provided face masks and P2 respirators for household contacts only ([34](#)), another study evaluated face mask use as a source control for infected persons only ([35](#)), and the remaining studies provided masks for the infected persons as well as their close contacts ([11–13,15,17](#)). None of the household studies reported a significant reduction in secondary laboratory-confirmed influenza virus infections in the face mask group ([11–13,15,17,34,35](#)). Most studies were underpowered because of limited sample size, and some studies also reported suboptimal adherence in the face mask group.

Disposable medical masks (also known as surgical masks) are loose-fitting devices that were designed to be worn by medical personnel to protect accidental contamination of patient wounds, and to protect the wearer against splashes or sprays of bodily fluids ([36](#)). There is limited evidence for their effectiveness in preventing influenza virus transmission either when worn by the infected person for source control or when worn by uninfected persons to reduce exposure. Our systematic review found no significant effect of face masks on transmission of laboratory-confirmed influenza.

We did not consider the use of respirators in the community. Respirators are tight-fitting masks that can protect the wearer from fine particles ([37](#)) and should provide better protection against influenza virus exposures when properly worn because of higher filtration efficiency. However, respirators, such as N95 and P2 masks, work best when they are fit-tested, and these masks will be in limited supply during the next pandemic. These specialist devices should be reserved for use in healthcare settings or in special subpopulations such as immunocompromised persons in the community, first responders, and those performing other critical community functions, as supplies permit.

In lower-income settings, it is more likely that reusable cloth masks will be used rather than disposable medical masks because of cost and availability ([38](#)). There are still few uncertainties in the practice of face mask use, such as who should wear the mask and how

long it should be used for. In theory, transmission should be reduced the most if both infected members and other contacts wear masks, but compliance in uninfected close contacts could be a problem (12,34). Proper use of face masks is essential because improper use might increase the risk for transmission (39). Thus, education on the proper use and disposal of used face masks, including hand hygiene, is also needed.”

Link to CDC Study:

https://wwwnc.cdc.gov/eid/article/26/5/19-0994_article

CDC also released a report on February 19, 2021, titled “Maximizing Fit for Cloth and Medical Procedure Masks...”

This study must be carefully scrutinized, and is, at the least, misleading to the casual reader.

In the Summary CDC States:

Summary

What is already known about this topic?

Universal masking is recommended to slow the spread of COVID-19. Cloth masks and medical procedure masks substantially reduce exposure from infected wearers (source control) and reduce exposure of uninfected wearers (wearer exposure).

What is added by this report?

CDC conducted experiments to assess two ways of improving the fit of medical procedure masks: fitting a cloth mask over a medical procedure mask, and knotting the ear loops of a medical procedure mask and then tucking in and flattening the extra material close to the face. Each modification substantially improved source control and reduced wearer exposure.

What are the implications for public health?

These experiments highlight the importance of good fit to maximize mask performance. There are multiple simple ways to achieve better fit of masks to more effectively slow the spread of COVID-19.

The study however, was a strictly laboratory based and theoretical study under controlled conditions in a laboratory and does not represent what is actually achievable in the Real World, by untrained non-medical personnel using the masks over a long period of time; for instance all day at work.

In “the fine print” of this CDC report, they admit this as they say:

*“The findings in this report are subject to at least four limitations. First, these experiments were conducted with one type of medical procedure mask and one type of cloth mask among the many choices that are commercially available and were intended to provide data about their relative performance in a controlled setting. **The findings of these simulations should neither be generalized to the effectiveness of all medical procedure masks or cloths masks nor interpreted as being representative of the effectiveness of these masks when worn in real-world settings.** Second, these experiments did not include any*

other combinations of masks, such as cloth over cloth, medical procedure mask over medical procedure mask, or medical procedure mask over cloth. Third, these findings might not be generalizable to children because of their smaller size or to men with beards and other facial hair, which interfere with fit. Finally, although use of double masking or knotting and tucking are two of many options that can optimize fit and enhance mask performance for source control and for wearer protection, double masking might impede breathing or obstruct peripheral vision for some wearers, and knotting and tucking can change the shape of the mask such that it no longer covers fully both the nose and the mouth of persons with larger faces.”

Given the severe and clear limitations as set out by the CDC: how can it be possible, in the same article, that the CDC promotes the use of masks, saying that well-fitted masks reduce the risk of Covid-19 transmissions, while also claiming in the same report, that their laboratory findings should not be generalized as to their effectiveness.

The CDC has another study which examines the use of “Double Masks”. Their conclusion and cautions on the validity of this study are the same as with the one referenced above.

One again they are using artificial controlled laboratory results, and then applying those results to the real world and making recommendation that do not stand up to their own scrutiny.

In another article by the American Institute for Economic Research, dated February 11, 2021, they state:

“Importantly, the evidence just is and was not there to support mask use for asymptomatic people to stop viral spread during a pandemic. While the evidence may seem conflicted, the evidence (including the peer-reviewed evidence) actually does not support its use and leans heavily toward masks having no significant impact in stopping spread of the Covid virus.

In fact, it is not unreasonable at this time to conclude that surgical and cloth masks, used as they currently are, have absolutely no impact on controlling the transmission of Covid-19 virus, and current evidence implies that face masks can be actually harmful. All this to say and as so comprehensively documented by Dr. Roger W. Koons in a recent American Institute of Economic Research (AIER) publication, there is no clear scientific evidence that masks (surgical or cloth) work to mitigate risk to the wearer or to those coming into contact with the wearer, as they are currently worn in everyday life and specifically as we refer to Covid-19. “

Below is a link to this article:

<https://www.aier.org/article/masking-a-careful-review-of-the-evidence/>

6.3.2 Forced or Mandated Vaccinations

The intent of this report is to highlight issues that were known or ought to have been known to be causing harm on or about May of 2021.

mRNA “vaccines” were given emergency approval for use in Canada on December 9, 2020.

Health Canada issued the following statement on December 9, 2020:

There are a number of significant issues surrounding this announcement and the affect it had on the Canadian population at large.

Health Canada authorizes first COVID-19 vaccine

From: [Health Canada](#)

Statement

December 9, 2020 Ottawa, ON Health Canada

Thanks to advances in science and technology, and an unprecedented level of global cooperation, today, Canada reached a critical milestone in its fight against COVID-19 with the authorization of the first COVID-19 vaccine.

Health Canada received Pfizer's submission on October 9, 2020 and after a thorough, independent review of the evidence, Health Canada has determined that the Pfizer-BioNTech vaccine meets the Department's stringent safety, efficacy and quality requirements for use in Canada.

As part of its continued commitment to openness and transparency, Health Canada is publishing [a number of documents](#) related to this decision, including a high-level summary of the evidence that Health Canada reviewed to support the authorization of the vaccine. More detailed information will be available in the coming weeks, including a detailed scientific summary and the full clinical trial data package.

Canadians can feel confident that the review process was rigorous and that we have strong monitoring systems in place. Health Canada and the Public Health Agency of Canada will closely monitor the safety of the vaccine once it is on the market and will not hesitate to take action if any safety concerns are identified.

The terms and conditions of the Pfizer-BioNTech vaccine authorization require the manufacturer to continue providing information to Health Canada on the safety, efficacy and quality of the vaccine to ensure the benefits of the vaccine continue to be demonstrated through market use.

The initial indication of the vaccine is for use in people 16 years of age or older. Pfizer-BioNTech are running further clinical trials on children of all age groups and the indication could be revised in the future to include children if the data from these studies support it.

The vaccine was authorized under Health Canada's [Interim Order Respecting the Importation, Sale and Advertising of Drugs for Use in Relation to COVID-19](#). This process allowed Health Canada to assess information submitted by the manufacturer as it became available during the product development process, while maintaining Canada's high standards.

The press release makes a number of statements and refers to a number of documents.

The claims made on the linked website do not correspond with the information provided by Pfizer-BioNTech in the monograph information.

Further, the press release assures Canadians that there is a strong monitoring system in place and that Health Canada is closely monitoring the situation. What they do not mention is that the monitoring system is a voluntary one, and has been heavily criticized for years for under reporting adverse reactions by at least ten fold or more. Health Canada took no steps to update the reporting system, make it mandatory, or encourage medial professionals to report.

It is inconceivable that the mass compulsory implementation of a completely new type of mRNA vaccine was carried out with no increase in the level or detail of monitoring and reporting.

Keep in mind that mRNA vaccines have never before been used in humans, let alone on the massive Worldwide scale that the Covid 19 vaccines were implemented.

According to Health Canada at the time, the public was assured the mRNA vaccine effectiveness was as follows:

Effectiveness

Clinical trials showed that beginning 1 week after the second dose, the Pfizer-BioNTech Comirnaty® COVID vaccine was about:

- 95% effective in protecting trial participants from COVID-19 for those 16 years and older
- 100% effective for those 12 to 15 years old
- 90.7% effective for those 5 to 11 years old

These claims did not mention the quickly waning efficacy of the vaccines, and the complete lack of any effectiveness in preventing infection or the spread of infections.

The manufacturer monographs specifically cautioned about reductions in effectiveness over time, and the data to support the effectiveness of the vaccines was only reported over an extremely short period of time.

The information release also advises that mixed dosage schedules are fine, but the manufacturer specifically warns that mixed doses are not recommended.

Currently evidence that is available has identified many short and long term issues with both the vaccines and the studies used to get emergency approval and subsequent full approvals of the vaccines. Yet the mRNA vaccines continue to be mandated and administered to people who have virtually not risk from dying of Covid 19.

Given the extraordinary measures that were undertaken to force citizens to take the vaccine, those same authorities had an extra responsibility to ensure the vaccine was as safe as promoted.

When you consider all of these factors, the actual risks to citizens of the Covid-19 infection, and the unknown affects, efficacy and the long term affects of taking a new vaccine, the risks were not justified, and the real risks related to the vaccines were glossed over so that normal Canadians could not have provided an informed consent to take it.

At the date of writing this report, Health Canada is reporting the following concerning side effects of the vaccines:

Reported side effects following COVID-19 vaccination in Canada

Summary
Weekly report
Archived reports

We update this page every Friday at 12:00pm Eastern Time. A [detailed technical report](#) is available.

Summary of this week's report updated February 25, 2022

- A total of **80,276,152** vaccine doses have been administered in Canada as of February 18, 2022. Adverse events (side effects) have been reported by **39,016** people. **That's about 5 people out of every 10,000 people vaccinated who have reported 1 or more adverse events.**
 - Of the **39,016** individual reports, **30,813** were considered non-serious (**0.038% of all doses administered**) and **8,203** were considered serious (**0.010% of all doses administered**).
 - Most adverse events are mild and include soreness at the site of injection or a slight fever.
 - Serious adverse events are **rare**, but do occur. They include anaphylaxis (a severe allergic reaction), which has been reported **784** times for all COVID-19 vaccines across Canada. That's why you need to wait for a period of time after you receive a vaccination so that you can receive treatment in case of an allergic reaction.
- All serious events undergo medical review to see if there are any safety issues needing further action. These processes include meeting regularly to review the data with provincial and territorial partners, the regulator, research networks and medical advisors. Any unexpected safety concerns are detected quickly and acted upon immediately.

Previously Health Canada was reporting the number of deaths being attributed to the vaccines, but they no longer report these deaths, nor do they report them in their list of serious side effects. Why is this? How can someone make an informed decision without this information.

Note the way that Covid-19 deaths are reported vs. Vaccine Related deaths.

To be included in the Covid-19 death count, Covid-19 only has to be detected in the deceased person, there is no appointment of severity or contribution to death reported.

Conversely, when someone dies after receiving the Covid 19 vaccine, the death is not necessarily recored as a vaccine related death. To be consistent with the way Covid 19 deaths are being reported, a death should be counted as due to the Covid-19 vaccine, when anyone dies after receiving the vaccine.

Why are these two very different standards being applied?

An organization called the Public Health and Medical Professionals for Transparency, made a Freedom of Information request to the US FDA for all of the data within Pfizer's Covid-19 biological file. The FDA refused to release the data, so the group sued the FDA, and won the release of the information.

Many significant and highly relevant documents concerning the testing carried out by Pfizer have now been released and much more information will be released under the court order in the upcoming months.

The Vaccine Adverse Event Reporting System (VAERS) Results
 Data current as of 02/25/2022

Request Form Results [Map](#) [Chart](#) [Report](#) [About](#)

[Dataset Documentation](#) [Other Data Access](#) [Help for Results](#) [Printing Tips](#) [Help with Exports](#) [Save](#) [Export](#) [Reset](#)

[Quick Options](#) [More Options](#) [Top](#) [Notes](#) [Citation](#) [Query Criteria](#)

Messages:

- VAERS data in CDC WONDER are updated every Friday. Hence, results for the same query can change from week to week.
- These results are for 16,579 total events.
- Rows with zero Events Reported are hidden. Use Quick Options above to show zero rows.

Vaccine Type ↓	Events Reported ↑↓	Percent (of 16,579) ↑↓
ADENOVIRUS TYPE 4 & 7 VACCINE, LIVE ORAL (ADEN_4_7)	1	0.01%
ANTHRAX VACCINE (ANTH)	31	0.19%
BACILLUS CALMETTE-GUERIN VACCINE (BCG)	4	0.02%
CHOLERA VACCINE (CHOL)	1	0.01%
COMVAX (HBHEPB)	193	1.16%
COVID19 VACCINE (COVID19)	13,427	80.99%
DIPHTHERIA AND TETANUS TOXOIDS ACELLULAR PERTUSSIS POLIOVIRUS INACTIVATED HAEMOPHILUS INFLUENZA B AND HEPATITIS B VACCINE (HEXAVAX) (6VAX-F)	3	0.02%
DIPHTHERIA AND TETANUS TOXOIDS AND ACELLULAR PERTUSSIS VACCINE (DTAP)	695	4.19%
DIPHTHERIA AND TETANUS TOXOIDS AND ACELLULAR PERTUSSIS VACCINE + INACTIVATED POLIOVIRUS VACCINE (DTAP1PV)	8	0.05%
DIPHTHERIA AND TETANUS TOXOIDS AND ACELLULAR PERTUSSIS VACCINE + HEPATITIS B + INACTIVATED POLIOVIRUS VACCINE (DTAPHEPBIP)	413	2.49%
DIPHTHERIA AND TETANUS TOXOIDS AND ACELLULAR PERTUSSIS VACCINE + INACTIVATED POLIOVIRUS VACCINE + HAEMOPHILUS B CONJUGATE VACCINE (DTAP1PVHIB)	227	1.37%
DIPHTHERIA AND TETANUS TOXOIDS AND PERTUSSIS VACCINE (DTP)	672	4.05%
DIPHTHERIA AND TETANUS TOXOIDS PERTUSSIS AND HAEMOPHILUS INFLUENZA B VACCINE (HEXAVAX) (DTPHIB)	222	1.34%
DIPHTHERIA AND TETANUS TOXOIDS, PEDIATRIC (DT)	13	0.08%
DIPHTHERIA/PERTUSSIS/POLIO (ORAL [LIVE] OR INACTIVATED NOT NOTED) (DPP)	1	0.01%
DIPHTHERIA/TETANUS/PERTUSSIS/HEPATITIS B (DTPHEP)	1	0.01%
HAEMOPHILUS B CONJUGATE VACCINE (HIBV)	1,377	8.31%
HAEMOPHILUS B POLYSACCHARIDE VACCINE (HBPV)	9	0.05%
HEPATITIS A (HEPA)	100	0.60%
HEPATITIS A AND HEPATITIS B VACCINE (HEPAB)	9	0.05%
HEPATITIS B VACCINE (HEP)	912	5.50%
HUMAN PAPILLOMAVIRUS (TYPES 6, 11, 16, 18) RECOMBINANT VACCINE (HPV4)	193	1.16%
HUMAN PAPILLOMAVIRUS (TYPES 6, 11, 16, 18, 31, 33, 45, 52, 58) RECOMBINANT VACCINE (HPV9)	28	0.17%
HUMAN PAPILLOMAVIRUS VACCINE (HPVX)	26	0.16%
HUMAN PAPILLOVAVIRUS BIVALENT (HPV2)	5	0.03%
INFLUENZA (H1N1) MONOVALENT (INJECTED) (FLU(H1N1))	58	0.35%
INFLUENZA (H1N1) MONOVALENT, (INTRANASAL SPRAY) (FLUN(H1N1))	9	0.05%
INFLUENZA VIRUS VACCINE, NO BRAND NAME (FLUX(SEASONAL))	340	2.05%
INFLUENZA VIRUS VACCINE, QUADRIVALENT (INJECTED) (FLU4(SEASONAL))	155	0.93%
INFLUENZA VIRUS VACCINE, QUADRIVALENT (INTRANASAL SPRAY) (FLUN4(SEASONAL))	10	0.06%
INFLUENZA VIRUS VACCINE, QUADRIVALENT, ADJUVANT (INJECTED) (FLUA4(SEASONAL))	6	0.04%
INFLUENZA VIRUS VACCINE, QUADRIVALENT, CELL-CULTURE-DERIVED (INJECTED) (FLUC4(SEASONAL))	7	0.04%
INFLUENZA VIRUS VACCINE, QUADRIVALENT, RECOMBINANT (INJECTED) (FLUR4(SEASONAL))	5	0.03%
INFLUENZA VIRUS VACCINE, TRIVALENT (INJECTED) (FLU3(SEASONAL))	646	3.90%
INFLUENZA VIRUS VACCINE, TRIVALENT (INTRANASAL SPRAY) (FLUN3(SEASONAL))	22	0.13%
INFLUENZA VIRUS VACCINE, TRIVALENT, ADJUVANT (INJECTED) (FLUA3(SEASONAL))	8	0.05%
INFLUENZA VIRUS VACCINE, TRIVALENT, CELL-CULTURE-DERIVED (INJECTED) (FLUC3(SEASONAL))	3	0.02%
INFLUENZA(H1N1) MONOVALENT, UNKNOWN MANUFACTURER (FLUX(H1N1))	22	0.13%
JAPANESE ENCEPHALITIS VIRUS VACCINE (JEV)	2	0.01%
JAPANESE ENCEPHALITIS VIRUS VACCINE, INACTIVATED, ADSORBED (JEV1)	1	0.01%
LYME VACCINE (LYMERIX) (LYME)	9	0.05%
MEASLES VACCINE (MEA)	8	0.05%
MEASLES, MUMPS AND RUBELLA VIRUS VACCINE, LIVE (MMR)	256	1.54%
MEASLES, MUMPS, RUBELLA, AND VARICELLA VACCINE (PROQUAD) (MMRV)	24	0.14%
MENINGOCOCCAL B VACCINE (MENB)	10	0.06%
MENINGOCOCCAL POLYSACCHARIDE VACCINE (MEN)	41	0.25%
MENINGOCOCCAL VACCINE (MENA) (MNQ)	46	0.28%
MUMPS VIRUS VACCINE, LIVE (MU)	4	0.02%
PERTUSSIS, ADSORBED VACCINE (PER)	3	0.02%
PLAGUE VACCINE (PLAGUE)	3	0.02%
PNC20 (PNC20)	1	0.01%
PNEUMOCOCCAL VACCINE, POLYVALENT (PPV)	203	1.22%
PNEUMOCOCCAL, 13-VALENT VACCINE (PREVVAR) (PNC13)	411	2.48%
PNEUMOCOCCAL, 7-VALENT VACCINE (PREVVAR) (PNC)	687	4.14%
POLIOVIRUS VACCINE INACTIVATED (IPV)	579	3.49%
POLIOVIRUS VACCINE TRIVALENT, LIVE, ORAL (OPV)	839	5.06%
RABIES VIRUS VACCINE (RAB)	15	0.09%
ROTAVIRUS (NO BRAND NAME) (RVX)	8	0.05%
ROTAVIRUS VACCINE (ROTASHIELD) (RV)	10	0.06%
ROTAVIRUS VACCINE, LIVE, ORAL (RV1)	93	0.56%
ROTAVIRUS VACCINE, LIVE, ORAL, PENTAVALENT (RV5)	376	2.27%
SMALLPOX VACCINE (SMALL)	17	0.10%
TETANUS AND DIPHTHERIA TOXOIDS AND ACELLULAR PERTUSSIS VACCINE (BOOSTRIX/ADACEL) (TDAP)	70	0.42%
TETANUS AND DIPHTHERIA TOXOIDS, ADULT (TD)	31	0.19%
TETANUS TOXOID (TTOX)	10	0.06%
TETRAMUNE (DTAPH)	3	0.02%
TYPHOID VACCINE (TYP)	18	0.11%
VARIVAX-VARICELLA VIRUS LIVE (VARCEL)	164	0.99%
YELLOW FEVER VACCINE (YF)	24	0.14%
ZOSTER VACCINE (VARZOS)	241	1.45%
UNKNOWN VACCINES (UNK)	257	1.55%
Total	24,326	146.73%

Note: Submitting a report to VAERS does not mean that healthcare personnel or the vaccine caused or contributed to the adverse event (possible side effect).

We point out that this information was in the possession of and known to the FDA in February of 2021.

We have not endeavoured to undertake a complete review of all of the documents that are expected to be undertaken by the law enforcement agencies who will be investigating this matter.

Some of the highlights are as follows:

Document: BNT162b2 5.3.6 Cumulative Analysis of Post-authorization Adverse Event Reports

This report was completed by Pfizer based on a request by the FDA date February 4, 2021.

The report details and summarizes safety data for the period ending February 28, 2021.

It is interesting to note that Pfizer states that safety reports are submitted voluntarily, so the magnitude of under reporting is unknown. This statement by Pfizer seems to be in direct conflict with the statements made by Health Canada about how they are closely monitoring the safety of the vaccine.

According to the report, as of February 28, 2021, there were 42,086 case reports of Adverse Events associated with the Pfizer vaccine, these were collected using their voluntary reporting system. Pfizer states they have no idea how much the voluntary system has under reported the actual number of Adverse Events.

Further more, the estimated number of doses administered has been redacted from the document, so it is not possible to determine the overall incidence of reported events related to the number of doses administered at that time.

The report states the following:

Cumulatively, through 28 February 2021, there was a total of 42,086 case reports (25,379 medically confirmed and 16,707 non-medically confirmed) containing 158,893 events. Most cases (34,762) were received from United States (13,739), United Kingdom (13,404) Italy (2,578), Germany (1913), France (1506), Portugal (866) and Spain (756); the remaining 7,324 were distributed among 56 other countries.

The incidences were further broken down into the following tables:

Table 1. General Overview: Selected Characteristics of All Cases Received During the Reporting Interval

	Characteristics	Relevant cases (N=42086)
Gender:	Female	29914
	Male	9182
	No Data	2990
Age range (years): 0.01 -107 years Mean = 50.9 years n = 34952	≤ 17	175 ^a
	18-30	4953
	31-50	13886
	51-64	7884
	65-74	3098
	≥ 75	5214
	Unknown	6876
Case outcome:	Recovered/Recovering	19582
	Recovered with sequelae	520
	Not recovered at the time of report	11361
	Fatal	1223
	Unknown	9400

a. in 46 cases reported age was <16-year-old and in 34 cases <12-year-old.

We note the quality of the reporting is significantly lacking as follows:

Of the 42,086 case reports, in 2,990 of the cases, the gender of the person was unknown.

Of the 42,086 case reports, in 6,876 cases, the age of the person was unknown.

Of the 42,086 case reports, in 9,400 cases the case outcome was unknown.

Of the 42,086 case reports, in 11,361 cases, the person had not recovered at the time of the report.

Of the 42,086 case reports, in 1,223 cases, the person had died.

Despite the extremely incomplete, voluntarily collected data, Pfizer still identified a number of Safety concerns as expressed in Table 3 of their report:

3.1.2. Summary of Safety Concerns in the US Pharmacovigilance Plan

Table 3. Safety concerns

Important identified risks	Anaphylaxis
Important potential risks	Vaccine-Associated Enhanced Disease (VAED), Including Vaccine-associated Enhanced Respiratory Disease (VAERD)
Missing information	Use in Pregnancy and lactation Use in Paediatric Individuals <12 Years of Age Vaccine Effectiveness

According to the voluntary data collected, Pfizer identifies a number of “Safety Concern” surrounding the vaccines, and yet there is no indication that either Pfizer, the FDA or Canada Health undertook any enhancement to the voluntary data collection system they had in place.

We specifically note, that Pfizer directly stated in the above table that there was “Missing Information” concerning the use of the the vaccine in pregnant women, in children under the age of 12 years, and unknown information concerning the overall effectiveness of the vaccine.

Information was presented in the report concerning certain “Important Identified Risks” in certain specific counties.

We further refer to the notes that were included with Table 4 of the report.

The following tables review the important risk potentials and then describe the data to February 28, 2021, and provide certain comments on the data.

Table 4 concerns Anaphylaxis.

The main discussion here surrounds data collected in the United Kingdom.

Note “b” states that there were 4 individuals in the anaphylaxis evaluation that died on the same day they were vaccinated. The report goes on to diminish the vaccine / death connection by stating that each of the patients had significant underlying conditions that contribute to their deaths.

This statement is extremely significant since the same type of consideration was not given to diminish the death of an individual from Covid 19, when the person had significant underlying conditions.

Table 5 concerns Vaccine Associated Enhanced disease (VAED).

Notes contained in the description include the following:

Topic	Description
Important Potential Risk	Post Authorization Cases Evaluation (cumulative to 28 Feb 2021) Total Number of Cases in the Reporting Period (N=42086)
Vaccine-Associated Enhanced Disease (VAED), including Vaccine-Associated Respiratory Disease (VAERD)	<p>No post-authorized AE reports have been identified as cases of VAED/VAERD, therefore, there is no observed data at this time. An expected rate of VAED is difficult to establish so a meaningful observed/expected analysis cannot be conducted at this point based on available data. The feasibility of conducting such an analysis will be re-evaluated on an ongoing basis as data on the virus grows and the vaccine safety data continues to accrue.</p> <p>The search criteria utilised to identify potential cases of VAED for this report includes PTs indicating a lack of effect of the vaccine and PTs potentially indicative of severe or atypical COVID-19^a.</p> <p>Since the first temporary authorization for emergency supply under Regulation 174 in the UK (01 December 2020) and through 28 February 2021, 138 cases [0.33% of the total PM dataset], reporting 317 potentially relevant events were retrieved:</p>

There was once again a detailed discussion of the incidence data in a number of countries including the United Kingdom and many others; but no specific mention of Canada was made. It is not known whether or not this lack of data from Canada is the result of lack of data collection; however, the incidence of cases in other countries should have caused Canadian authorities to study the phenomena in Canada to determine what was going on.

<p>Conclusion: VAED may present as severe or unusual clinical manifestations of COVID-19. Overall, there were 37 subjects with suspected COVID-19 and 101 subjects with confirmed COVID-19 following one or both doses of the vaccine; 75 of the 101 cases were severe, resulting in hospitalisation, disability, life-threatening consequences or death. None of the 75 cases could be definitively considered as VAED/VAERD.</p> <p>In this review of subjects with COVID-19 following vaccination, based on the current evidence, VAED/VAERD remains a theoretical risk for the vaccine. Surveillance will continue.</p>

Table 6, on the Pfizer report, concerns the use of the vaccine in Pregnancy and Lactation, in children under 12 years of age, and generally the effectiveness of the vaccine overall.

The information provided is characterized as “Missing Information”.

The reporting that was provided in Table 6 does raise a number of serious issues surrounding the use of the vaccine, especially on pregnant and breast feeding women.

On page 38 to 48 of this report contains the information provided to Pregnant and or Breast feeding women by the Government of Ontario.

As of February 28, 2021, the information available to health Authorities identified the risks associated with these individuals and their babies as identified by Pfizer. These risks included such things as:

Pregnancy cases: 274 cases including:

- 270 mother cases and 4 foetus/baby cases representing 270 unique pregnancies (the 4 foetus/baby cases were linked to 3 mother cases; 1 mother case involved twins).
- Pregnancy outcomes for the 270 pregnancies were reported as spontaneous abortion (23), outcome pending (5), premature birth with neonatal death, spontaneous abortion with intrauterine death (2 each), spontaneous abortion with neonatal death, and normal outcome (1 each). No outcome was provided for 238 pregnancies (note that 2 different outcomes were reported for each twin, and both were counted).
- 146 non-serious mother cases reported exposure to vaccine in utero without the occurrence of any clinical adverse event. The exposure PTs coded to the PTs Maternal exposure during pregnancy (111), Exposure during pregnancy (29) and Maternal exposure timing unspecified (6). Trimester of exposure was reported in 21 of these cases: 1st trimester (15 cases), 2nd trimester (7), and 3rd trimester (2).
- 124 mother cases, 49 non-serious and 75 serious, reported clinical events, which occurred in the vaccinated mothers. Pregnancy related events reported in these cases coded to the PTs Abortion spontaneous (25), Uterine contraction during pregnancy, Premature rupture of membranes, Abortion, Abortion missed, and Foetal death (1 each). Other clinical events which occurred in more than 5 cases coded to the PTs Headache (33), Vaccination site pain (24), Pain in extremity and Fatigue (22 each), Myalgia and Pyrexia (16 each), Chills (13) Nausea (12), Pain (11), Arthralgia (9), Lymphadenopathy and Drug ineffective (7 each), Chest pain, Dizziness and Asthenia (6 each), Malaise and COVID-19 (5 each). Trimester of exposure was reported in 22 of these cases: 1st trimester (19 cases), 2nd trimester (1 case), 3rd trimester (2 cases).
- 4 serious foetus/baby cases reported the PTs Exposure during pregnancy, Foetal growth restriction, Maternal exposure during pregnancy, Premature baby (2 each), and Death neonatal (1). Trimester of exposure was reported for 2 cases (twins) as occurring during the 1st trimester.

Breast feeding baby cases: 133, of which:

- 116 cases reported exposure to vaccine during breastfeeding (PT Exposure via breast milk) without the occurrence of any clinical adverse events;
- 17 cases, 3 serious and 14 non-serious, reported the following clinical events that occurred in the infant/child exposed to vaccine via breastfeeding: Pyrexia (5), Rash (4), Infant irritability (3), Infantile vomiting, Diarrhoea, Insomnia, and Illness (2 each), Poor feeding infant, Lethargy, Abdominal discomfort, Vomiting, Allergy to vaccine, Increased appetite, Anxiety, Crying, Poor quality sleep, Eructation, Agitation, Pain and Urticaria (1 each).

Breast feeding mother cases (6):

- 1 serious case reported 3 clinical events that occurred in a mother during breast feeding (PT Maternal exposure during breast feeding); these events coded to the PTs Chills, Malaise, and Pyrexia
- 1 non-serious case reported with very limited information and without associated AEs.

Table 6. Description of Missing Information

Topic	Description
Missing Information	Post Authorization Cases Evaluation (cumulative to 28 Feb 2021) Total Number of Cases in the Reporting Period (N=42086)
	<ul style="list-style-type: none"> • In 4 cases (3 non-serious; 1 serious) Suppressed lactation occurred in a breast feeding women with the following co-reported events: Pyrexia (2), Paresis, Headache, Chills, Vomiting, Pain in extremity, Arthralgia, Breast pain, Scar pain, Nausea, Migraine, Myalgia, Fatigue and Breast milk discoloration (1 each). <p>Conclusion: There were no safety signals that emerged from the review of these cases of use in pregnancy and while breast feeding.</p>

The information bulletin being given out by the Province of Ontario, (to the current date) does not make the reader aware of any of these issues which were known by February of 2021.

Pfizer further defines what they considered to be “fully vaccinated” as follows:

The coding conventions for lack of efficacy in the context of administration of the COVID-19 vaccine were revised on 15 February 2021, as shown below:

- PT “Vaccination failure” is coded when ALL of the following criteria are met:
 - The subject has received the series of two doses per the dosing regimen in local labeling.
 - At least 7 days have elapsed since the second dose of vaccine has been administered.
 - The subject experiences SARS-CoV-2 infection (confirmed laboratory tests).
- PT “Drug ineffective” is coded when either of the following applies:
 - The infection is not confirmed as SARS-CoV-2 through laboratory tests (irrespective of the vaccination schedule). This includes scenarios where LOE is stated or implied, e.g., “the vaccine did not work”, “I got COVID-19”.
 - It is unknown:
 - Whether the subject has received the series of two doses per the dosing regimen in local labeling;
 - How many days have passed since the first dose (including unspecified number of days like “a few days”, “some days”, etc.);
 - If 7 days have passed since the second dose;
 - The subject experiences a vaccine preventable illness 14 days after receiving the first dose up to and through 6 days after receipt of the second dose.

Note: after the immune system as had sufficient time (14 days) to respond to the vaccine, a report of COVID-19 is considered a potential lack of efficacy even if the vaccination course is not complete.

However, this is not the same basis upon which the Government of Ontario was evaluating the Vaccine Effectiveness.

According to the Government of Ontario Covid 19 information site:

<https://covid-19.ontario.ca/proof-covid-19-vaccination#proof-of-vaccination>

The following definition of Fully Vaccinates has been utilized to calculate the risk factors: Pfizer who is the manufacture and developer of one of the mRNA vaccines evaluates a vaccine failure based on a different criteria than the Government of Ontario.

Fully vaccinated

You are considered **fully vaccinated** in Ontario if you have received:

- the full primary series of a COVID-19 vaccine authorized by Health Canada, or any combination of such vaccines (two doses of Moderna, Pfizer-BioNTech, Novavax, Medicago, AstraZeneca, including COVISHIELD) in any combination or one dose of Janssen (Johnson & Johnson); or
- a full or partial primary series of a non-Health Canada authorized vaccine plus any [additional recommended doses](#) of a Health Canada authorized COVID-19 vaccine to complete the primary series; and
- your final dose of the COVID-19 vaccine at least 14 days before providing the proof of being fully vaccinated

Individuals should receive all recommended doses (including booster doses) to stay up to date with their COVID-19 vaccines. Visit the [Recommended Doses guidance](#) to see if you are up to date.

Pfizer defines fully vaccinated as occurring either 14 days after the initial dose or 7 days after the second dose.

Why is it then that the Government of Ontario has decided to define fully vaccinated as occurring only after 14 days after two doses had been received.

This revision in the criteria from that used by the FDA and Pfizer significantly exaggerates the effectiveness of the vaccine, and misleads people who are trying to make an informed decision to take the vaccine.

According to the The Canadian Pandemic Influenza Plan 2006, Health Canada was responsible to provide the following:

A plan needs to be in place to monitor vaccine safety and to ensure the timely communication of any potential adverse event following immunization (AEFI) during the pandemic. Information on potential AEFIs must still be communicated in a timely manner from local to P/T public health authorities and on to the Immunization and Respiratory Infections Division, CIDPC, PHAC. The CIDPC will provide information to the Biologics and Therapeutic Products Directorate, HC and other stakeholders. Specific targeted studies and epidemiological investigations may be required in addition to passive surveillance.

In response to this requirement, Health Canada took no action except to maintain their already in place voluntary reporting system. Most people are not even aware that this system exists in Canada. It is called: Canadian Adverse Events Following Immunization Surveillance System (CAEFISS).

Why would a mandatory system not be put into place when a completely new form of injection was being mandated throughout Canada?

It is also of great interest, that as of the writing of this report, the reported side effects following COVID-19 vaccination in Canada, does NOT report death as a side affect of the vaccine!

<https://health-infobase.canada.ca/covid-19/vaccine-safety/summary.html>

The Health Canada site discusses serious side affects such as anaphylaxis but no discussion of deaths.

Different countries monitor vaccine side affects with a similar voluntary information system. The United States has a system known as VAERS.

As of February 25, 2022, the VAERS system was reporting 811,629 Adverse Event Reports related to the Covid-19 vaccines; 13,427 of these Adverse Events were Deaths.

Below is a chart showing all deaths reported for all years for all vaccine products in the United States.

Note that the Covid-19 vaccine accounts for 81% of all deaths **for all reported years**, and the Covid-19 vaccine has only been available since December 2021.

The World Health Organization has a system called Vigi ACCESS, which they use to monitor adverse reactions due to various Vaccines.

The screenshot shows the VigiAccess interface. At the top, there are logos for Uppsala Monitoring Centre and WHO Collaborating Centre for International Drug Monitoring, along with an FAQ link. A search bar contains the text 'covid-19 vaccine' and a 'Search' button. Below the search bar, a summary box states: 'covid-19 vaccine contains the active ingredient(s): Covid-19 vaccine. Result is presented for the active ingredient(s). Total number of records retrieved: 3360132.' Underneath, there is a 'Distribution' section with several expandable menu items: 'Adverse drug reactions (ADRs)', 'Geographical distribution', 'Age group distribution', 'Patient sex distribution', and 'ADR reports per year'. The 'ADR reports per year' menu is expanded, revealing a table with the following data:

Year	Count	Percentage
2022	478534	14
2021	2879136	86
2020	2318	0
2019	101	0
2018	38	0
2017	3	0
2016	1	0
2015	1	0

The chart above is taken directly from the VigiAccess system. The report shows the total number of ADR (Adverse Reaction Reports) per year from 2015 to 2022. We note that in 2021, there were 2,879,136 Adverse reaction reports associated with Covid-19 Vaccines. For the combined years 2015 through 2019, there were only 144 ADR's reported for **all other vaccines**.

The WHO system provides additional insight as to which age groups are most affected by the Averse Reactions:

The screenshot shows the VigiAccess™ interface. At the top, there are logos for Uppsala Monitoring Centre and WHO Collaborating Centre for International Drug Monitoring, along with an FAQ link. A search bar contains the text 'covid-19 vaccine' and a 'Search' button. Below the search bar, a summary box states: 'covid-19 vaccine contains the active ingredient(s): Covid-19 vaccine. Result is presented for the active ingredient(s). Total number of records retrieved: 3360132.' Underneath, there is a 'Distribution' section with three expandable options: 'Adverse drug reactions (ADRs)', 'Geographical distribution', and 'Age group distribution'. The 'Age group distribution' option is expanded, revealing a table with the following data:

Age group	Count	Percentage
0 - 27 days	517	0
28 days to 23 months	2010	0
2 - 11 years	13524	0
12 - 17 years	69124	2
18 - 44 years	1334224	40
45 - 64 years	1002084	30
65 - 74 years	298346	9
≥ 75 years	198542	6
Unknown	441761	13

The chart indicates that 70% of all adverse reactions occurred in the 18 to 64 age group.

6.3.3 Forced Closure of Businesses

Most businesses were either closed completely or were severely restricted to the number of people who would be allowed in.

The governments somehow designated certain businesses as vital and allowed these businesses to remain open, while closing others. In this way the government arbitrarily decided which businesses would remain in business and which ones would go out of business.

Examples of businesses that were considered vital were Liquor Stores; Large Box Stores.

Many business owners found themselves in unimaginable positions where their life's work was lost due to bankruptcy directly resulting from the forced closures and restrictions.

Based on the statistical analysis previously presented the closure and restrictions of businesses was totally unwarranted.

In fact the The Canadian Pandemic Influenza Plan 2006 states:

7.0 Community-Based Disease Control Strategies

Controlling the spread of influenza in the community likely will not be possible without an effective vaccine, assuming that the novel virus will cause illness with similar characteristics to other influenza A infections. Specifically, the short incubation period, high infectiousness, ability of the virus to survive for extended periods of time on environmental surfaces, non-specific clinical symptoms, and potential for asymptomatic infection and spread from asymptomatic individuals greatly limits the effectiveness and feasibility of most traditional public health control measures. During the SARS outbreak, no vaccine or virus-specific drugs were available for treatment or prophylaxis; therefore, the need to effectively isolate communicable cases and identify and quarantine their respective contacts became paramount. A recent modeling exercise concluded that influenza would be "difficult to control even with 90% quarantining and contact tracing because of the high level of presymptomatic transmission."⁽⁶⁾

Because the potentially high attack rate of a novel virus in the general population will stretch all existing health care resources, ideally planners should consider dedicating resources only to measures that will effectively mitigate the impact of the pandemic. Unfortunately most community-based measures under consideration, including the widespread use of masks, cancellation of public gatherings and closure of schools and businesses, have been anecdotally reported to be ineffective, or their effectiveness has not been formally evaluated. The use of mathematical modeling to predict the potential effectiveness of these types of interventions may provide estimates of their impacts that will help in the development of future planning documents.

The plan goes on to say:

7.3 Restrict Indoor Public Gatherings (other than schools)

(e.g. close theatres and other venues where large amounts of people gather indoors in close proximity, halt mass public transportation services)

Trigger

When the local public health authority indicates that transmission is occurring within the community²⁵

Advantages

- Decreases the number of venues in which spread to a large number of people is possible

Disadvantages

- May feed public panic and cause societal disruption
- Negative economic impact on business owners (may generate compensation claims)
- Sustainability for the duration of the pandemic wave may be problematic, especially when the pandemic activity is widespread.

²⁵ These types of measures would be likely be most effective prior to cases with transmission occurring in the community. However in the absence of disease, it would be difficult to justify this type of drastic measure for which there is no sound data for its effectiveness.

Conclusion

This type of measure may be feasible but compliance and sustainability might be difficult, especially because effectiveness is unproven. This is particularly true for gatherings and activities that are considered “essential” (e.g. public transportation) and would cause significant societal disruption should they be discontinued.

If the epidemiology of the pandemic suggests higher morbidity and/or mortality in a specific group of individuals (e.g. adolescents), then canceling events known to attract this specific high-risk group should be considered, especially if the virus is being efficiently transmitted. The objective of these targeted cancellations or restrictions would be to avoid a sudden increase in demand for health care services as a consequence of a “spike” in cases due to efficient transmission at a large gathering.

Once the virus is circulating in a community, indoor gatherings at events or at locations for businesses may be suspended without public health intervention because of public reluctance to participate in large gatherings. Because the effectiveness of this measure is unknown and it may be difficult to sustain, the Working Group does not recommend its broad implementation. However, it is recommended that those who are involved in hosting large gatherings ensure the availability of hand-sanitation supplies in public washrooms.

- Not recommended for broad implementation
- Consider if high-risk gatherings can be identified

6.3.4 Other Measures Implemented but Not Recommended

The Canadian Influenza Pandemic Plan 2006 states that the following measures are not recommended for implementation, despite that many were actually implemented in Ontario.

7.7 Other Measures NOT Recommended for Implementation

All of the measures or general principles addressed in this document were also raised during the WHO international consultation process (March 2004), as outlined in the meeting report.⁽¹⁾ The consensus was that the measures that follow were either not necessary or not appropriate. The Public Health Measures Working Group also agrees with these conclusions.

Measure	Comments
Urge entire population in an affected area to check for fever at least once daily	<ul style="list-style-type: none"> • A potential measure to decrease interval between symptom onset and patient isolation; however, this has not been effective in other situations
Introduce thermal scanning into public places	<ul style="list-style-type: none"> • Experience has not shown this measure to be effective
Widespread environmental or air disinfection	<ul style="list-style-type: none"> • Not practical
Disinfect clothing, shoes or other objects of persons exiting affected areas	<ul style="list-style-type: none"> • Not recommended for public health purposes • May be required by veterinary authorities to prevent spread of infection in animals
Restrict travel to and from affected areas	<ul style="list-style-type: none"> • Enforcement considered impractical in most countries • Likely to occur voluntarily when risk is appreciated by the public
Cordon sanitaire	<ul style="list-style-type: none"> • Enforcement considered impractical

7.0 CONCLUSIONS

The authors of this document have grave concerns regarding the overall response to the Covid 19 pandemic; the steps taken and not taken to address that pandemic.

We acknowledge that at the onset of almost any emergency, it can be expected that some confusion and uncertainty will result in less than optimum responses being implemented. What has been documented in this report goes drastically beyond those reasonable shortcomings, and rises to a criminal level.

Those individuals and agencies who took on the responsibility to develop and implement Canada's response to the Covid 19 Pandemic had a fiduciary duty to ensure that the measures taken and the mandates enforced on the entire population were necessary, mitigative, based on the best science available and that the overall collateral damage to society was carefully considered.

The people who were responsible for preparing Canada's pandemic response (The Canadian Pandemic Influenza Plan for the Health Sector 2006), had been planning for just such an event since 2006. A detailed plan had been developed with broad participation of health care professionals and legislators across the country. In fact, it was developed in concert with similar plans around the World.

Despite this planning, despite the availability of scientifically based information which should have been used as a basis for the actual pandemic response, many aspects of the original plan were ignored.

As scientific facts and statistics became available the pandemic response doubled down on mandates and recommendations that were proven ineffective and damaging.

It was quickly known, that the risk of dying from Covid 19 varied significantly between different age groups of people, and that co-morbidities played a huge role in those medical outcomes. Despite this fact, the mandates were enforced against all areas of the population, including those people who had no statistically significant risk from Covid 19.

Despite the fact that the The Canadian Pandemic Influenza Plan for the Health Sector 2006, included for stockpiling and using certain therapeutic treatments at the outset of an infection, these therapeutics were never utilized.

Despite the fact that the The Canadian Pandemic Influenza Plan for the Health Sector 2006 stated that cloth masks are ineffective, mandates for masks were implemented anyway.

Despite the fact, that the The Canadian Pandemic Influenza Plan for the Health Sector 2006 stated that overall lockdowns were ineffective, mandates for lockdowns were implemented.

Despite the fact that there was significant experience with proven to be safe and widely available therapeutics for the early treatment of Covid 19, the government actively prevented their use.

Despite a statistically zero risk of death to people under the age of 19, the government is still mandating a new vaccine for this population group, despite the fact that no controlled peer reviewed testing has been carried out for this group.

Despite a near statistically zero risk of death to pregnant and nursing women, the government is still mandating a new vaccine for this population group, despite the fact that no controlled peer reviewed testing has been carried out, on this specific group. Long term effects on both fertility and fetal development are unknown.

These unnecessary and unprecedented actions directly resulted in a level of social, human, physical, legal and financial damage that the people and the country of Canada will struggle with for decades to come.

The country has almost torn itself apart with unprecedented protests, and the eventual implementation of the Emergency Measures Act.

Although outside of the scope of this report, the Constitutionality of many of the mandates is being challenged.

In our opinion, never has so much damage been done to so many by so few.

The people responsible knew or ought to have known what the consequences of their actions were, and they knew or ought to have known that those actions were not necessary given the statistical information available at the time.

A complete, unbiased criminal investigation must be immediately undertaken to determine who is responsible for the crimes that are alleged to have been committed, to carefully identify all of the crimes that have been committed, and bring the alleged perpetrators to justice.

We further recommend that steps be immediately taken to safeguard any information, internal correspondence etc., that is necessary for the investigation.

Actions that are contrary to the Government's own Pandemic Emergency Plans are ongoing and an immediate injunction against these actions must be put into place to stop further harm to the public.

It is imperative that the safety and well being of Canadians be preserved, and; therefore, it is necessary that this criminal investigation proceed immediately.

List of Appendices

Appendix One:

Canadian Pandemic Influenza Plan for the Health Sector 2006

Appendix Two:

Pfizer 5.3.6 Cumulative Analysis of Post-authorization Adverse Event Report

Appendix Three:

Pfizer Canada - Comirnaty Product Monograph Date of Revision November 19, 2021

Appendix Four:

United States Senate - Office of Senator Ron Johnson February 1, 2022

Appendix Five:

John Hopkins Institute for Applied Economics - A Literature Review and Meta-Analysis of the Effects of Lockdowns on Covid-19 Mortality January 2022

Appendix Six:

May 18, 2021 Covid-19 Report - A Citizen's Perspective

Appendix Seven:

Intracellular Reverse Transcription of Pfizer BioNTech Covid 19 mRNA Vaccine in Vitro In Human Liver Cells February 25, 2022

Appendix Eight:

Ontario Declares Second Health Emergency